



LATVIJAS
AUTOMOBILU
FEDERĀCIJA

Supplementary Regulations



FROM TALSIS TO LIEPĀJA

This rally
rocks!



RALLY LIEPĀJA



TALSIS - LIEPĀJA
1.-3.07.2022. LATVIA

LVRALLY.COM LVRally LVRally lvrally RallyLiepaja

Latvijas valsts atbalsts |
Support from State of Latvia



Izglītības un zinātnes ministrija

Rallija pilsēta | Rally City

Liepāja

Partneris | Partner



TALSU
NOVADS

Sponsori | Sponsored by

RAMIRENT



Sadarbībā ar |
Collaboration with



MAGNETIC
LATVIA

latvia.travel

Atbalstītāji | Supporters

FRISTADS
WORKWEAR

LOC



Canon
Canon Authorised Center



www.ibserviss.lv

Auto nomas partneris |
Car rental partner

SIXT

Ziņu portāls | News portal

Delfi

Mediju partneri | Media partners



sporta avīze

**Talsu
Vēstis**

Draugi | Friends

MBGRUPA

SPORTLAND

Elnetworks
POWER LINES

SignTech

FN'
SERVISS

JĀNIS PŪCE
ZVĒRINĀTS ADVOKĀTS

TÖRLEY
TRADĪCIJAS UN KVALITĀTE NO 1882. GADA

KAFFEROSTERIEET
LÖFBERGS
ETABLERAT
1906

Red Bull

FLORA
MAHIZNĪCHA

Paļīdz īstenot | In association with



Dienvidkurzemes
novads



LATVIJAS
AUTOMOBILU
FEDERĀCIJA

Organizē | Organised by

ra
events
we promote



FIA European Rally Championship 5th event

FIA European Rally Junior Championship 3rd event

Clio Trophy by Toksport WRT

Michelin Talent Factory

RALLY LIEPĀJA

1-3 July 2022

SUPPLEMENTARY REGULATIONS

CONTENTS

1	INTRODUCTION.....	4
2	ORGANISATION.....	4
3	PROGRAMME.....	7
4	ENTRIES.....	9
5	INSURANCE	13
6	ADVERTISING AND IDENTIFICATION.....	15
7	RIMS AND TYRES.....	15
8	FUEL	16
9	RECONNAISSANCE	16
10	ADMINISTRATIVE CHECKS.....	18
11	SCRUTINEERING, SEALING, AND MARKING	18
12	OTHER PROCEDURES	20
13	IDENTIFICATION OF OFFICIALS AND MEDIA	23
14	PRIZES	24
15	FINAL CHECKS	24

Appendix 1	Itinerary
Appendix 2	Reconnaissance schedule
Appendix 3	CROs (name, photo, and schedule)
Appendix 4	Supplementary advertising
Appendix 5	Extracts from FIA Appendix L (overalls, helmets, and other safety requirements)
Appendix 6	SAS tracker competitor user manual
Appendix 7	SAS fitting kit manual – rally car

Official website of Rally Liepāja – WWW.LVRALLY.COM

1 INTRODUCTION

1.1 GENERAL

Rally Liepāja will be run in compliance with the 2022 FIA International Sporting Code (ISC) and its appendices, the 2022 FIA Regional Rally Sporting Regulations (RRSR), and the National Sporting Regulations that comply with the FIA regulations and these Supplementary Regulations.

Any modifications, amendments and/ or changes to these Supplementary Regulations will be announced only by numbered and dated Bulletins (issued by the Organiser or the Stewards).

Additional information will be published in Rally Guide.

The RRSR can be found on www.fia.com. During the rally, for any dispute concerning the interpretation of the regulations, only the English text will be binding.

1.2 ROAD SURFACE

Special stages	Surface
All stages	Mainly gravel with some parts of asphalt

1.3 DISTANCE

Total special stage distance	181,96 km
Total rally distance	857,92 km
Number of special stages	12 (7 different stages)
Number of sections	5
Number of legs	2

2 ORGANISATION

2.1 FIA TITLES FOR WHICH THE RALLY COUNTS

- FIA European Rally Championship for Drivers and Co-Drivers
- FIA European Rally Championship for Teams
- FIA ERC3 Championship for Drivers and Co-Drivers
- FIA ERC4 Championship for Drivers and Co-Drivers
- FIA ERC4 Junior Championship for Drivers

2.2 OTHER TITLES FOR WHICH THE RALLY COUNTS

- Latvian Rally Championship 2nd event (Leg 1 only)
- ERC Open for Drivers and Co-Drivers
- Clio Trophy by Toksport WRT for Drivers and Co-Drivers
- Michelin Talent Factory for Drivers and Co-Drivers

2.3 VISA NUMBERS

FIA:	05ERC/0905422	issued on	09.05.2022.
ASN:	006/22	issued on	25.03.2022.

1.-3.07.2022. • LATVIA 

2.4 ORGANISER'S CONTACTS

RA EVENTS, SIA Registration No. 41203049203; VAT No. LV41203049203

Address: Melnsila iela 10B, Riga, LV-1046, Latvia

Phone: +371 2066 0722; E-mail: info@raevents.lv

Open on working days: 10.00-17.00

2.5 ORGANISATION COMMITTEE

Chairman	Mr. Kaspars Ērkulis	(LVA)
Member	Mrs. Inga Brūdere	(LVA)
Member	Mr. Jānis Unbedahts	(LVA)
Member	Mr. Jānis Krastiņš	(LVA)
Member	Mr. Dāvis Kalniņš	(LVA)
Member	Mr. Guntis Citlavs	(LVA)

2.6 STEWARDS

Chairman	Mr. Jean-Pierre Tardent	(CHE)
Member	Mr. Joe Corcoran	(IRL)
Member	Mr. Arnas Paliukenas	(LTU)
Secretary of the Stewards	Ms. Jana Cīrule	(LVA)

2.7 FIA DELEGATES AND OBSERVERS

FIA Sporting Delegate	Mrs. Anita Passalis	(GRC)
FIA Technical Delegate	Mr. Emanuele Saglia	(FIA)
FIA Technical Delegate Assistant	Mr. Ludovic Paturet	(FIA)
FIA Safety Delegate	Mr. Bertil Klarin	(SWE)
ASN Observer	Mr. Andris Zvingēvics	(LVA)

2.8 SENIOR OFFICIALS

Clerk of the Course	Mr. Jānis Krastiņš	(LVA)
Deputy CoC – Chief Safety Officer	Mr. Dāvis Kalniņš	(LVA)
Deputy CoC – Deputy Safety Officer	Mr. Guntis Citlavs	(LVA)
Deputy CoC – Route Manager	Mr. Kārlis Veiders	(LVA)
Safety Officer	Mr. Aldis Pīlēns	(LVA)
Route Officer	Mr. Jānis Sniedzāns	(LVA)
Secretary of the Rally	Mrs. Linda Medne	(LVA)
Deputy Secretary of the Rally	Ms. Evita Zvagule	(LVA)
Chief Scrutineer	Mr. Gints Freimanis	(LVA)
Deputy Chief Scrutineer	Mr. Ģirts Auziņš	(LVA)
Chief of Results System	Mr. Andris Rigerts	(LVA)
Chief of Marshals	Mr. Itars Siliņš	(LVA)
Chief of Timekeepers	Mr. Uldis Grīnbergs	(LVA)
Chief Medical Officer	Mr. Roberts Fūrmanis	(LVA)
Deputy Medical Officer	Mrs. Tatjana Ivanova	(LVA)

Chief of Rally HQ	Ms. Karīna Azace	(LVA)
Competitors' Relation Officer	Mr. Māris Kulšs	(LVA)
Competitors' Relation Officer	Mr. Jevgērijs Čerevačs	(LVA)
National Media Officer	Mr. Jānis Unbedahts	(LVA)
Environmental Co-ordinator	Mr. Daniels Kārklīņš	(LVA)
Chief Service Park Co-ordinator	Mr. Ēriks Kriviņš	(LVA)

2.9 RALLY HQ OPENING AND CLOSING

Date	Time	Location
29 June 2022	18.00-22.00	Liepāja Olympic Centre, Brīvības iela 39, Liepāja
30 June 2022	07.00-22.00	
1 July 2022	08.00-22.00	
2 July 2022	08.00-22.00	
3 July 2022	07.00-22.00	

2.10 OFFICIAL NOTICE BOARD

Official notice board will be virtual only, available on *Sportity* mobile application; password: **LIEPAJA22ERC**.

2.11 PARC FERMÉ

Date	Time	Location
1 July 2022	According to the itinerary (see Appendix 1)	Square of Roses, Rožu laukums 5/6, Liepāja
2 July 2022		
3 July 2022		

2.12 MEDIA CENTRE

Date	Time	Location
30 June 2022	09.00-22.00	Liepāja Olympic Centre, Brīvības iela 39, Liepāja
1 July 2022	09.00-22.00	
2 July 2022	08.00-until the last journalist leaves	
3 July 2022	08.00-until the last journalist leaves	

2.13 SERVICE PARKS

Date	Time	Location
30 June 2022	12.00-22.00	Anna's Market, Jelgavas iela 37, Liepāja (Services Flexi B; C; D; E)
1 July 2022	08.00-23.00	
2 July 2022	07.00-23.00	
3 July 2022	06.00-24.00	
Date	Time	Location
1 July 2022	18.00-21.00	Airfield Talsi, Talsi region
2 July 2022	07.00-21.00	(Remote Service A)

2.14 MAIN GPS COORDINATES

Destination	GPS Coordinates
Rally HQ; Liepāja Olympic Centre; Brīvības iela 39, Liepāja	56.519603, 21.018121
Ceremonial start and podium finish; Square of Roses (Rožu laukums), Liepāja	56.507646, 21.011889
Start ceremony in Talsi city; City Square (Pilsētas laukums), Talsi	57.243808, 22.592473
Pre-start technical scrutineering, marking and sealing; Brīvības iela 148A, Liepāja	56.531667, 21.046667
Qualifying and Shakedown stage; Nīca, Dienvidkurzeme region	56.315327, 21.235974
Service park & Service park for qualifying and shakedown; Anna's Market, Jelgavas iela 37, Liepāja	56.519214, 21.014271
Final scrutineering of defined vehicles; Zemnieku iela 68, Liepāja	56.524167, 21.031667
Parc Fermè after finish; Square of Roses (Rožu laukums), Rožu laukums 5/6, Liepāja	56.508413, 21.012522
Remote Service Zone; Airfield Talsi, Talsi region	57.253889, 22.566389

3 PROGRAMME

3.1 SCHEDULE BEFORE THE RALLY WEEK

Thursday, 12 May 2022		
12.00	Publishing of the Supplementary Regulations	ONB, Sportity app
12.00	Entries open	https://registrations.fia.com/erclva
Wednesday, 15 June 2022		
17.00	Closure date for entries	https://registrations.fia.com/erclva
17.00	Closure date for helicopter registration	info@raevents.lv
17.00	Closure date for submission of extra service order form	info@raevents.lv
Friday, 17 June 2022		
12.00	Issuing of road book and maps	Restricted section on www.lvrally.com HERE
12.00	Issuing of Rally Guide 2	Restricted section on www.lvrally.com HERE
Tuesday, 21 June 2022		
17.00	Publication date of entry list, schedule of administrative checks and scrutineering	ONB, Sportity app

3.2 SCHEDULE OF THE RALLY WEEK

Wednesday, 29 June 2022		
18.00-22.00	Optional administrative checks (sign-in) – collection of documents, materials, and GPS tracking systems for recce and rally	Rally HQ, Tango Hall
20.00	Driver Safety Briefing (mandatory for drivers and co-drivers who have not attended such briefing during any of the previous ERC 2022 events)	Rally HQ, Sun Hall
Thursday, 30 June 2022		
07.00-16.00	Administrative checks (sign-in) – collection of documents, materials, and GPS tracking systems for recce and rally	Rally HQ, Tango Hall
08.00-21.00	Reconnaissance	Dienvidkurzeme region
09.00	Opening of Media centre, start of media sign-in	Rally HQ, Sun Hall
21.00	Team Managers' briefing	Rally HQ, Sun Hall
21.45	Helicopter pilots' briefing	Rally HQ, Sun Hall
Friday, 1 July 2022		
07.00-15.00	Scrutineering, sealing, and marking of components	Liepāja, Brīvības iela 148A
08.00-16.00	Reconnaissance	Talsi region
08.00-18.00	Returning of Recce GPS trackers, checks of driver's licenses after Reconnaissance	Rally HQ, Tango Hall
15.00-17.00	Free practice for nominated drivers	Nīca, Dienvidkurzeme region
15.00-16.00	Re-scrutineering	Liepāja, Brīvības iela 148A
16.30	Publication of starting order of Qualifying stage	ONB, Sportity app
17.12-18.15	Qualifying stage for Priority drivers (For FIA and ERC1 drivers entering with rally 2 cars)	Nīca, Dienvidkurzeme region
18.15-20.00	Shakedown stage for non-priority drivers	Nīca, Dienvidkurzeme region
18.30	Publication of Qualifying stage provisional classification	ONB, Sportity app
19.30	Selection of start positions	Rally HQ, Hall of Roses
19.45	Pre-rally press conference	Rally HQ, Hall of Roses
20.30	All rally cars parked in Parc Fermè	Square of Roses, Rožu laukums 5/6, Liepāja
20.30	Publication of start list for Leg 1	ONB, Sportity app
21.00	Ceremonial start	Square of Roses, Rožu laukums 5/6, Liepāja
21.15	City parade	Rally city Liepāja

Saturday, 2 July 2022		
10.00	Start of Rally Liepāja, start of Leg 1, TC 0	Talsi Airfield, Talsi region
10.15	Start ceremony in Talsi city, TC 0A	City Square, Talsi
19.30	Publication of start list for Leg 2	ONB, Sportity app
21.00	Finish of Leg 1, TC 6F	Square of Roses, Rožu laukums 5/6, Liepāja
Sunday, 3 July 2022		
06.00-07.00	Scrutineering of restarting cars	Square of Roses, Rožu laukums 5/6, Liepāja
07.40	Start of Leg 2, TC 4G	Square of Roses, Rožu laukums 5/6, Liepāja
17.45	Live TV Podium	Vecpils, Dienvidkurzeme region
19.15	Finish of Rally Liepāja, TC 10D	Square of Roses, Rožu laukums 5/6, Liepāja
19.15	Prize giving	Square of Roses, Rožu laukums 5/6, Liepāja
from 19.15	Parc Fermè after finish	Square of Roses, Rožu laukums 5/6, Liepāja
from 19.30	Final scrutineering	Zemnieku iela 68, Liepāja
20.45	Post-rally press conference	Rally HQ, Hall of Roses
21.00	Time of publication of provisional classification	ONB, Sportity app

4 ENTRIES

4.1 CLOSING DATE FOR ENTRIES

Closing date for entries: Wednesday, 15 June 2022 at 17.00.

4.2 ENTRY PROCEDURE

Each competitor of FIA ERC round Rally Liepāja must complete online entry form available here: <https://registrations.fia.com/erclva>.

Entry will be only accepted if accompanied by the total amount of entry fee.

By submitting the entry form, a competitor/ crew allows the FIA, the FIA ERC promoter, and event promoter to make the information mentioned in this entry form public.

4.3 NUMBER OF COMPETITORS ACCEPTED AND CLASSES

4.3.1 Number of competitors

The number of entrants is limited to 60 cars. If more than 60 entries are received, the Organiser reserves the sole right to decide which entries among the non-priority drivers will be accepted.

4.3.2 Participation of rally cars

For participation of rally cars, the article 12 of RRSR will be followed.

4.3.3 Permitted classes and groups

RC2	Group Rally2	- Group Rally2 cars conforming to the 2022 Appendix J, Art. 261
	Group Rally2 Kit (VR4K)	- Cars fitted with R4 Kit conforming to the 2022 Appendix J, Art. 260E
	Group NR4 over 2000cc	- Group N cars conforming to the 2019 Appendix J, Art. 254
	S2000-Rally : 2.0 Atmospheric	- Super 2000 cars (conforming to the 2013 Appendix J, Art. 254A)
RGT	RGT cars	- Group RGT cars conforming to the 2019 Appendix J, Art. 256 - Group RGT cars conforming to the 2022 Appendix J, Art. 256
RC3	Rally3 (atmo over 1390cc and up to 2000 cc and turbo over 927cc and up to 1620cc)	- Group Rally3 cars homologated from 01/01/2021 and conforming to the 2022 Appendix J, Art. 260
RC4	Rally4 (atmo over 1390cc and up to 2000cc and turbo over 927cc and up to 1333cc)	- Group Rally4 cars homologated from 01/01/2019 and conforming to the 2022 Appendix J, Art. 260 - Group R2 cars homologated before 31/12/2018 and conforming to the 2018 Appendix J, Art. 260
	R3 (atmo / over 1600cc and up to 2000cc and turbo over 1067cc and up to 1333cc)	- Group R cars homologated before 31/12/2019 and conforming to the 2019 Appendix J, Art. 260
	R3 (turbo / up to 1620cc / nominal)	- Group R cars homologated before 31/12/2019 and conforming to the 2019 Appendix J, Art. 260D
	Group A up to 2000cc	- Group A cars conforming to the 2019 Appendix J, Art. 255
RC5	Rally5 (atmo up to 1600cc and turbo up to 1333cc)	- Group Rally5 cars homologated from 01/01/2019 and conforming to the 2022 Appendix J, Art. 260
	Rally5 (atmo up to 1600cc and turbo up to 1067cc)	- Group R1 cars homologated before 31/12/2018 and conforming to the 2018 Appendix J, Art. 260

FIA Technical passport is mandatory for S2000, Rally2, and RGT cars.

4.4 ENTRY FEES

Category	Legal entrant	Private entrant
ERC / ERC3 / ERC4 / ERC Open - without Organiser's advertising	3300 EUR + VAT 21% 5300 EUR + VAT 21%	2800 EUR + VAT 21% 4800 EUR + VAT 21%
ERC4 Junior - without Organiser's advertising	1000 EUR + VAT 21% 2000 EUR + VAT 21%	
Clio Trophy by Toksport WRT - without Organiser's advertising	1500 EUR + VAT 21% 3000 EUR + VAT 21%	
ERC non-registered private entrants from LVA, LTU, EST ASN's - without Organiser's advertising	2200 EUR + VAT 21% 4200 EUR + VAT 21%	
Reconnaissance only	600 EUR + VAT 21%	

- All Entry fees must be fully paid, including VAT 21%.
- If an entrant requires an invoice for its entry fee, before making the entry fee payment the entrant must send all the requisites (including valid EU VAT No.) of a payer to info@raevents.lv.
- According to ISC article 3.16.1 "No Entry may be published unless the Organisers have received a duly completed Entry form accompanied by the Entry fee where applicable." Entry will be confirmed by inclusion and publication in the official entry list on the official website of the rally.

4.5 PAYMENT DETAILS

Recipient	Reg. No.	VAT No.
RA EVENTS, SIA	41203049203	LV41203049203

Bank	SWIFT	Account No.
Luminor Bank AS Latvian branch	RIKOLV2X	LV07RIKO0000084522287

4.6 REFUNDS

Entry fees will be refunded:

- To candidates whose entries have not been accepted – 100% refund;
- In the case of the rally not taking place due to force majeure – 75%;

The Organiser may partially refund the entry fee to those entrants who, for reasons of „force majeure” (duly certified by their ASN), were unable to start in the rally and excused themselves before the start of the Administrative Check. The crews who do not excuse themselves will be reported to ASN and the entry fee will not be reimbursed.

4.7 ENTRY PACKAGES FOR TEAMS AND DRIVERS

	ERC registered Legal entry	ERC registered Private entry	ERC registered ERC4 Junior entry & ERC registered Rally5 cars & ERC non-registered Legal entry	ERC non-registered Private entry
	ERC1 ERC3 ERC4 (Rally4 cars only)			
Vehicle plates per car:				
Service plates	2	1	1	1
Remote service zone plates	1	1	1	1
Sticker sets per car:				
Rally car	1	1	1	1
Recce car	1	1	1	1
Services:				
Access to ERC service area	Yes	Yes	Yes	Yes
Area in Service Park	150m ² for 1 car +50m ² for each additional car	100m ² for 1 car +50m ² for each additional car	90m ² for 1 car +50m ² for each additional car	60m ² for 1 car
	Standard depth of the service area – 10m. Additional space can be ordered: price 25 EUR + VAT 21% per 1 m ²			
Materials per car:				
Supplementary Regulations	Electronic format only.			
Road book sets	Electronic format only. We urge all the competitors to consider and care for our environment and switch to more sustainable solutions and digital usage of the Road Book. No crew will receive printed Road Book, unless you see it unavoidably necessary and make an appropriate request on Extra Service Order Form. Deadline: 15 June 2022.			
	2 (only upon request)	1 (only upon request)	1 (only upon request)	1 (only upon request)
Recce road book	Electronic format only.			
Service road book	Electronic format only.			
Rally Guide 1	Electronic format only.			
Rally Guide 2	Electronic format only.			
Passes per car:				
Crew	2	2	2	2
Team	8	6	6	4

5 INSURANCE

5.1 INSURANCE COVERAGE FOR THE ORGANISER

5.1.1 Organiser's liability insurance

The Organiser has concluded an insurance contract with BALTA AAS, contract No. 761965999 with Organiser's liability insurance covering damage caused to a third party during the event up to 10 000 000 EUR. The insurance period is from 27 June 2022 until 3 July 2022. A part of the insurance contract concluded with BALTA AAS is coverage for damages caused to a third party. However, damages caused by drivers among themselves are not covered by this contract.

5.1.2 Car third party liability insurance

All crews at Administrative Check have to hand in a valid motor third party liability insurance policy International Green Card for their car. Without this card, the crew won't be permitted to start.

5.2 COMPETITORS' INSURANCE AND DECLARATION

Competitors and drivers must have valid insurance as is required by the Traffic Act, covering them against liability for both personal injury to, and damage to the property of, third parties on public parts of the event. It is Competitors' responsibility to arrange such insurance and/ or to extend existing insurance so as to comply with the requirements of the Traffic Act. Competitors and drivers will be required to sign and declare that they are covered by such insurance. Any failure to sign a declaration may mean that competitor in question not be permitted to start.

The organisers also decline any liability for breach of the laws and regulations of Latvia as covered by the itinerary. Competitors shall be held responsibility for any accident or breach of laws in which they may be involved and shall declare to promoters' particulars of any incident from which liability may arise and shall have no claim against the Organisers arising out of the Organisers, servants or officials during the course of the Rally.

Competitors and drivers will be required to sign the following declaration:

"I declare that:

1. I have been given the opportunity to read the codes and regulations of this round of the Rally Liepāja 2022 held under the International and national Sporting Code, The Sporting and Technical Regulations of the FIA, Regional Rally Sporting Regulations and the Supplementary Regulations for this round of the FIA European Rally Championship (the "Event") and agree to be bound by them. I declare that I am physically and mentally fit to take part in the Event and I am competent to do so. I acknowledge that I understand the nature and type of the Event and the potential risk inherent with motor sport and agree to accept that risk.
2. To the best of my belief the driver(s) possess(es) the standard of competence necessary for an event of the type to which this entry relates and that the vehicle entered is suitable and roadworthy for the Event having regard to the course and the speeds which will be reached.
3. The use of the vehicle hereby entered is covered by insurance as required by the law which is valid for such part of this event as shall take place on roads as defined by the law.
4. I understand that should I at the time of this Event be suffering from any disability whether permanent or temporary which is likely to affect prejudicially my normal control of the vehicle, I may not take part unless I have declared such disability to the FIA or Latvian Automobile Federation (the "LAF") which has, following such declaration, issued a licence which permits me to do so.

5. Any application form for a Licence which was signed by a person under the age of 18 years was countersigned by that person's parent/legal guardian/guarantor, whose full names and addresses have been given.

6. I understand that motorsport is dangerous and accidents causing death, injury disability and property damage can and do happen. I understand that these risks may give rise to my suffering personal injury or other loss and I acknowledge and accept these risks. In case of an accident resulting in hospitalisation, I agree that the hospital may provide information about my medical condition to the Organisers.

7. In consideration of the acceptance of this entry I agree that neither any one of or any combination of the FIA, the LAF, the Organisers or the track owners or other occupiers, the promoters and their respective officers, servants, representatives and agents (the "Parties") shall have any liability for loss or damage which may be sustained or incurred by me as a result of participation in the Event including but not limited to damage to property, economic loss, consequential loss or financial loss howsoever caused. Nothing in this clause is intended to or shall be deemed to exclude or limit liability for death or personal injury.

8. To the fullest extent permitted by law I agree to indemnify and hold harmless each of the Parties in respect of any loss or damage whatsoever and howsoever arising from my participation in the Event.

9. I hold a full, valid, current driving licence.

10. I hereby certify that I will follow the FIA athlete's ethical principles, will honour the work of organisers and respect the generally accepted norms of society. I will not publish or copy any documents or audio-visual materials unrelated for third parties, which may contain information restricted or necessary for investigation.

11. I hereby declare that the Organiser has the rights to use photo, video, and audio material created during the rally. For promotional purposes this also includes publishing, copying, as well as providing the material to third parties to be used for the same promotional purposes

12. I hereby declare that the Organiser has the rights to use and publish the results of the competition.

13. I hereby declare that the Organiser collects, stores, and discards my personal data for the purpose of the organisation of the race. I also give my consent that the data for the purpose mentioned is given to third parties involved in the organising process of the rally.

14. By the fact of signing of the original entry form, the competitors and/or drivers relinquish any claims to compensations of any kind which might result due to incidents. The relinquishment is applied to FIA, ASN, and the Organiser, officials and other competitors and/or drivers.

All the drivers and co-drivers are obliged to arrange their own life accident insurance. The proof should be documented on request at administrative check.

Non-EU citizens are required to own travel insurance policies covered for active leisure risks.

5.3 DAMAGE REPORTING

The crews are obliged to notify the Organiser about any damage caused on the track by their car by the end of event the latest. Violation of this duty stands for summoning the competitor and involved crew to a disciplinary committee.

5.4 INSURANCE COVERAGE EXCLUSIONS

VIP, GUEST, Auxiliary vehicles, cars dedicated to reconnaissance, and vehicles with special labels issued by the Organiser are not covered by the provided rally insurance (with the exception of insured Organiser's cars) and those are always going on their own responsibility. The Organiser declines any responsibility about

consequences raised from dishonest actions of the competitor in relation with rally regulations and supplementary regulations, or the State's laws. In case of a road traffic accident neither a service car, or a reconnaissance car and an official's car with rally's markings are considered as crews of the competition. In these cases, only a car owner third-person's liability insurance policy are valid.

6 ADVERTISING AND IDENTIFICATION

6.1 ADVERTISING

Placement of advertisings proposed by the Organiser is given in Appendix 4 of these Supplementary Regulations. Starting numbers, the rally plate and the Organiser's advertising should be affixed on given spots on rally car according to the Appendix 4 before pre-start scrutineering.

6.2 LOSS OR REMOVAL OF ADVERTISING

A crew will be penalized with prohibition to start in the rally if article 6.1 of these Supplementary Regulations will have been violated. If there is ascertained at any point during the rally that an advertising plate (or any other type of advertisement) supplied by the Organiser is missing from a car then the crew shall be penalised with a fine of 500 EUR for each missing advertisement or if the advertisement is modified or not placed according to the Appendix 4. A participant is allowed to place any advertising in accordance with the regulations.

The participant's identification on the car must be placed according to regulations

6.3 COMPETITION NUMBERS AND RALLY PLATES

Competition numbers and rally plates according to the Article 27 of RRSR supplied by the Organiser must appear on both front doors of the car during the whole rally. If it is ascertained at any time during the rally that:

- a competition number or one rally plate is missing, this will be penalised by 100 EUR;
- both competition numbers or both rally plates are missing, this will be reported to the Stewards.

7 RIMS AND TYRES

7.1 ELIGIBLE RIMS (AUTHORIZED RIMS)

According to the FIA ISC appendix J.

7.2 TYRES, QUANTITIES DURING THE RALLY

7.2.1 Eligible tyres

Type of car	Max. no. of tyres
RC2 and RGT	16
All RC3; RC4 and RC5 and ERC4 Juniors	12

Tyre marking will be placed just before Qualifying stage. For competitors taking part in the free practice / shakedown, tyres will not count for the overall quantity. All tyres used must be readily and commercially available and must comply with RRSR, Appendix V. Only tyres marked by the Organiser may be used. All markings in rally time will be done on the tire marking zones after exit of the service park. Any infringement to this rule will be reported to the Stewards, who will consider a penalty according to ISC Art. 12.

7.2.2 Eligible tyres for ERC4 Junior championship competitors

For the ERC4 Junior Championship, only Pirelli tyres are eligible. Tyres can only be purchased on this event or shall have been purchased in another ERC4 Juniors event before the rally. All tyres must be presented to Pirelli before scrutineering for barcode checking. For each competitor registered for the ERC4 Junior Championship a maximum quantity of tyres to be chosen from the list below:

Tyre manufacturer	Size	Name
Pirelli	185/70-15	K6- 12pcs
Pirelli	185/70-15	K4- 6pcs

7.3 TYRE FOR RECONNAISSANCE

All cars must have tyres in conformity with Latvian Road traffic regulations with DOT E mark on it.

7.4 TYRE SERVICE

Full information on tyre service will be announced in Rally Guide 2.

8 FUEL

8.1 FUEL RESTRICTIONS

It is mandatory for participants to use Fuel in accordance with FIA Technical Regulations.

FIA ERC4 Junior competitors must only use E98 fuel from the “Neste” pump fuel station which is located in Liepāja, Raiņa iela 2. GPS coordinates are 56.515770, 21.014150.

Service crews are allowed to fill this fuel in their canisters and refuel ERC4 Junior cars in rally refuel zones.

8.2 REFUELLING

For safety and environmental reasons, refuelling will be carried out just behind the TC of Service Parks exit and in the special remote refuelling zones. Competitors may only refuel in the refuelling zones or remote refuelling zones designated by the Organiser in the Road Book.

8.3 REFUELLING PROCEDURE

Only crew members and support personnel are responsible for compliance with fire safety regulations during the refuelling. Only team members with the team passes will be allowed to go in to the refuel area. Please follow to articles 61.2.3 and 61.2.7 of RRSR.

9 RECONNAISSANCE

9.1 PROCEDURE FOR REGISTRATION

Registration of the recce-car is mandatory before the start of reconnaissance. Registration will take place at the Rally HQ according to the programme. The reconnaissance cars must comply with Art. 35.1. of RRSR has to be registered in the Rally HQ with the official plate. The crew receives identification for his car (starting number). Starting number must be affixed on the both sides of rear side windows during reconnaissance at all the times. If the crew during the reconnaissance, for any reason is forced to replace the reconnaissance car, the secretariat must be informed about the details of the new reconnaissance car.

9.2 SPECIFIC REGULATIONS OF RECONNAISSANCE

Reconnaissance Time Schedule is given in Appendix 2.

The crews are obliged to follow all reconnaissance rules specified in the RRSR and these Supplementary Regulations.

9.2.1 Reconnaissance

Reconnaissance will be organised in compliance with art. 35 of the RRSR and only series production cars conforming to art. 35.1. of RRSR must be performed.

9.2.2 Speed limit (Art. 34.2 of RRSR)

All reconnaissance of the special stages has to be done in accordance with Latvian traffic rules. The maximum speed set for the reconnaissance of the SS is 80 km/h, except for those areas in which there are speed limit signs or in built-up areas (50 km/h or 30 km/h) or other limitations marked in the road book. Breaking the rules and mainly exceeding the speed limits on public roads will be also controlled and fined by the Latvian Police accordingly to traffic laws of Latvia.

9.2.3 Direction

Each crew may drive the special stages only in the direction of the rally. The crews must always enter and leave the special stages through the start and stop controls.

9.2.4 Restriction of reconnaissance

Any Competitor personnel, driver, or co-driver, who has entered or intends to enter the rally and who wishes to drive 2 months ahead the rally on any road which is or might be used as a special stage in that rally, may only do so after he has obtained the Organiser's written permission. Failure to respect this rule shall result in the competitor being reported to the Stewards.

9.2.5 Number of persons on board

During each passage through a special stage, a maximum of 2 persons are permitted in the car.

9.2.6 Number of passages

Recce is permitted max. 2 passages on each special stage (special stages run twice are considered to be one special stage).

9.2.7 Illegal reconnaissance

Illegal reconnaissance performed out of the Time Schedule or performing more passages than permitted will be reported by the Stewards.

9.2.8 Speeding

Speeding will be penalized according to the Art. 34.2. of RRSR.

Speeding during reconnaissance will incur a fine applied by the Clerk of the Course as follows – per km per hour over the speed limit: **all drivers 25 EUR.**

9.2.9 Radar detection equipment

The fitting or carrying of radar detection equipment during reconnaissance is not permitted.

9.3 RECONNAISSANCE TIME SCHEDULE

9.3.1 Rally-Safety-Tracking-System (4rally.eu)

The Organiser will provide a rally-safety-tracking-system, which has to be used during reconnaissance in the reconnaissance car. If the rally-safety-tracking-system will not be used, it is a breach of the reconnaissance regulations. The progress of the reconnaissance will be monitored via GPS system, by the Latvian Police together with or without other rally officials. Maximum speed limit will be provided in the rally Road book. Evaluation of the GPS data is within the competence of Clerk of the Course. If it will be observed that the

reconnaissance vehicle is not equipped with working tracking system, the crew will be penalized according to Stewards' decision.

9.3.2 Safety deposit

Each crew must pay a deposit of 200 EUR upon receipt of GPS safety equipment. Deposit will be refunded after proper return of the safety equipment. All devices must be returned to RHQ no later than **1 July 2022, 18.00**.

10 ADMINISTRATIVE CHECKS

10.1 REMOTE CHECKS

Administrative checks will be organised remotely as soon as entry form is submitted. Each competing crew must submit copies of all the documents mentioned below to: info@raevents.lv.

Documents to be presented:

- Filled Entry form, signed by competitor and drivers;
- Valid competitor's licence;
- Valid driver's and co-driver's licences;
- Valid driver's and co-driver's driving licences;
- Driver's and co-driver's IDs;
- ASN authorisation (mandatory for all foreign competitors);
- Valid car insurance policy, car registration documents;
- Personal accident insurance valid on active leisure risks (for all non-EU drivers);
- Photocopy of the page of the homologation form for the entered car indicating number, group and cylinder capacity.

Competing crews will receive rally materials only when all the documents have been checked.

10.2 TIMETABLE

All the competitors, crew members or their representatives must arrive with original complete and signed entry forms on-site to sign-in at Rally HQ.

Any delay at administrative checks will be reported to the Stewards.

Date	Time	Location
29 June 2022	18.00-22.00	Liepāja Olympic Centre,
30 June 2022	07.00-16.00	Brīvības iela 39, Liepāja

Crew members must arrive on RHQ to present their driving licences after reconnaissance on 1 July 2022, 8.00-18.00.

11 SCRUTINEERING, SEALING, AND MARKING

11.1 SCRUTINEERING VENUE AND TIMETABLE

Date	Time	Location
1 July 2022	07.00-15.00	Brīvības iela 148, Liepāja

Any delay at scrutineering will be penalized by 30 EUR for each 10 minutes delayed. If the delay exceeds 30 min the crew will be reported to the Stewards.

11.2 DOCUMENTS TO BE PRESENTED AT SCRUTINEERING

- Scrutineering card (obtained at Administrative Checks);
- Fulfilled and printed out technical card with a driver/co-driver equipment information;
- Vehicle registration document;
- Valid vehicle insurance policy;
- Vehicle technical passport;
- Vehicle FIA technical passport when it's applicable;
- Vehicle original FIA homologation form.

11.3 MUD FLAPS

Transversal mud flaps are mandatory and must comply with Appendix J Article 252.7.7.

11.4 WINDOWS

The use of silvered or tinted films is authorized on rear side windows and rear window only. Front side window films must be transparent and clear (in accordance with Appendix J Article 253.11).

11.5 DRIVER'S SAFETY EQUIPMENT

Competitors' helmets (which must comply with the requirements of FIA Appendix L), FHR devices (which must be an FIA approved model as detailed in Technical List No.29 of Appendix J) and flame-resistant clothing (homologated to the FIA 8856-2000 standard) will be checked at scrutineering.

Drivers and co-drivers who wear full-face helmets must be able to pass the following test to ensure that appropriate access to the airway of an injured driver is possible:

- the driver is to be seated in his car, with helmet and FIA-approved head restraint in place and attached and safety harness buckled.
- with the help of two rescuers, the chief medical officer of the competition (or, if present, the FIA medical delegate), must be able to remove the helmet with the driver's head maintained permanently in a neutral position.

If this is impossible, the driver will be required to wear an open-face helmet.

Please see appendix No.5 "Extracts from FIA Appendix L".

11.6 SPECIAL NATIONAL REQUIREMENTS

Competing cars must be equipped with first aid kit and two reflective triangles.

11.6.1 Outside noise level of cars

The maximum noise level permitted is 103 dBA. Cars not complying with this rule will not be allowed to start. The noise will be measured with a sonometer regulated at "A" and "SLOW", placed at an angle of 45 degrees to and a distance of 50 cm from the exhaust outlet, with the car's engine running at 3 500 rpm.

11.6.2 Car lighting

On road sections (between each special stages), it is possible to use car lighting only through the original fitted and auxiliary headlamps with EHK ("E") homologation. Headlamps without homologation cannot be used during road sections. Complying with this provision will be checked by scrutineers. Any infringement will be reported to the Stewards.

11.7 INSTALLATION OF SAFETY TRACKING SYSTEM (SAS)

11.7.1

Rally safety devices (SAS) will be given out Wednesday 18:00-22:00 at Rally HQ.

11.7.2

1200 € fully refundable caution deposit only by credit card must be paid at collection.

11.7.3

Tracking device must be fitted on rally car before technical scrutineering.

11.7.4

All competitors must make provision in their cars for the installation of the Safety Tracking System. All further details will be given in Appendix 5 SR. **The system must be installed by the crews and must be shown to the officials on scrutineering.** Competition cars not equipped with the GPS monitoring device will not be allowed to start. Any attempt to tamper with, to manipulate or to interfere with the tracking device fitted to the competition car or any device that fails to record a trace due to external interference will be reported to the Stewards who may impose a penalty up to exclusion. GPS units will be disassembled from the rally cars by the crew at the exit of PF. In case of retirement the GPS will be given to the provider SAS unit's team by 19.00 on 3 July 2022.

11.7.5 Principles on Security and Tracking

Security and tracking devices are connected to a monitoring centre that stores all data received. All instructions regarding using safety devices are will be written in Appendix No.6.

11.8 MARKING AND SEALING

Date	Time	Location
1 July 2022	07.00-15.00	Brīvības iela 148, Liepāja

All cars in prestart scrutineering must be presented with not mounted sump guards. For scaling purposes all cars must arrive together with non-mounted sump guards. If the sump guard is mounted it is not possible to enter in scrutineering hall. This matter will be inspected whilst entering to scrutineering hall. This requirement is stated because of keeping the time Schedule.

The actual list of cars to be marked and sealed will be published together with provisional starting order and send to crews together with entry confirmation and will be announced in rally web page.

All priority driver's cars will be marked and sealed according to the RRSR:

- All cars must have engine block and chassis marked;
- All cars equipped with turbocharger and their spares must be marked;
- All FIA and ERC priority drivers must seal their transmissions and spares.

12 OTHER PROCEDURES

12.1 START PROCEDURE AND ORDER

12.1.1 Start of the rally

Starting order of ceremonial start in order the starting numbers. Leg 1 shall be accordingly to article 41.3. of RRSR V1. Starting order for subsequent leg shall be accordingly to article 41.4. of RRSR V1.

Starting interval during Qualifying 2 minutes for all competitors, the ceremonial start – 1 minute for all crews.

Leg 1 and Leg 2 will be 2 minutes for first 15 cars, others 1 minute.

12.1.2 Start procedure for special stages:

- On the start position the crew stops when instructed by marshals;
- When the start marshal confirms the car is on the right start position – 50 cm before electronic controlled start line the car must stay immovable till start moment and the team must visual follow the light signal of light shield;
- The start will be carried out by an electronic countdown system, counting down by seconds, clearly visible to the crew from the start line, and synchronized with a starting light system, as follows;
- 30 seconds before start the marshal passes to co-driver the Time Card and marshal in front goes to side;
- Between 30 and 6 seconds – Red light will be flashed;
- Between 5 and 1 seconds – Yellow light will be flashed;
- 0 seconds (start moment) – Green light will be flashed;
- Green light will be on, till the end of time allowed to start (20 seconds after start time).

This system will be electronically coupled to a detection device that records any False Start. The start marshal makes the final decision about false start and notes this in the start report. In case of start system malfunction; the start will be given by marshal in accordance with article 48.3. of RRSR.

12.1.3 Ceremonial start

Ceremonial start will take place on 1 July 2022, from 21.00 in Liepāja, Square of Roses. Starting interval 1 minute in order of competition numbers. After ceremonial start all cars will be collected in groups and will be guided to the city parade. End of parade will be in service park. Approximate time for parade 20-25mins.

12.1.4 Restart after retirement

A crew which fails to finish Leg 1 of a rally will be permitted to restart the next day. For new start the condition according to the art. 54 in RRSR must be followed.

The car must report to the overnight Parc Fermé prior to the next Leg no later than 1 hour before the scheduled start of next Leg. New time for scrutineering will be 1 hour before the start of Leg 2.

12.1.5 Timecards

All Time cards will be given out on administrative checks together with documents.

12.2 FINISH PROCEDURE

The competition part of the rally ends with check in on TC 12D with following procedure of Parc Fermé.

Rally award ceremony will take a place on the podium. After the ceremony, all crews are obliged to go straight to the Parc Fermé. All infringements will be reported to the stewards.

12.3 PERMITTED EARLY CHECK-IN

Early check-in is permitted in TC QSPF; TC 6E; TC 6F; TC 12D.

12.4 SERVICE PROCEDURES

A limitation for servicing, refuelling, and changes of mechanical parts is introduced in RRSR. Services B, C, D, and E can be entered only with Service car (SERVICE plate) and in Remote service A only with light service vehicles (REMOTE SERVICE plate).

Light service vehicles with stickers (Remote service car) are not allowed to enter the main Service Park. These vehicles can access to the main service area only before start of the rally and just for loading operations.

Further details concerning the entrance of service and light service vehicles are given in the Service Road Book.

For service B (Flexi) competitors may act according to FIA RRSR point 59.2.2.

12.4.1 Service parks

Service	City	Duration	Tyre change	Refuelling
A (remote)	Talsi	15 min	Yes	Yes
B (Flexi)	Liepāja	45 min	Yes	Yes
C	Liepāja	15 min	Yes	Yes
D	Liepāja	30 min	Yes	Yes
E	Liepāja	10 min	Yes	No

12.4.2 Speed limit Art. 57.4 of RRSR

Maximum speed in the Service Park may not exceed 30 km/h. Speeding will be penalized by the Stewards according to RRSR.

12.4.3 Catering and marketing / promotional activities within Service parks

Catering and marketing activities in the service park is forbidden except a written agreement with the Organiser has been reached. Selling of food and beverages or carrying out marketing activities (which are not approved by the Organiser) is strictly prohibited within the service park. In case of infringements fine starting from 500 EUR will be charged.

12.4.4 Behaviour within the service parks

Only competition vehicles, service vehicles with affixed service plates „SERVICE”, “Remote Service” (in case of loading only) are allowed to enter into the service areas. Damages of the surface of the Service Park has to be avoided. Nails, screws and other fittings for fixing anything on the surface of Service Park is not allowed. For damages at the service area assigned to the crew, the crew is liable.

Crews are obliged to put a sufficiently large plastic ground sheet under the competition vehicle as long as service works are carried out. No sustainable and in avoidable damages shall be caused by service works. Refuelling is allowed only at the foreseen refuelling zone and in accordance with art. 61 of RRSR. One fire extinguisher minimum 6kg must be present at each service place. After the rally the service park has to be handed over in tidy condition. Crews are responsible for the removal of their waste and sewage.

12.4.5 Person in charge for the service parks

Mr. Ēriks Kriviņš, phone: +371 2663 5889

12.5 FREE PRACTICE, QUALIFYING STAGE, AND SHAKEDOWN

Only competitors, who passed administrative check and scrutineering, can participate in free practice/qualifying stage or shakedown. Competition numbers and advertising plates must be affixed to their cars. Driver and co-driver are obliged to wear the safety equipment as for normal SS. Service for free practice/qualifying stage and shakedown: Jelgavas iela 37, Liepāja. Free practice and qualifying stage will be organised according to the article 37 in ERC section of RRSR.

Shakedown is free of charge for participants. Reconnaissance of the shakedown route is 2 passages and accordingly to appendix No.2. Reconnaissance of the shakedown route during course of the shakedown is not allowed. **Location and all other information about Shakedown will be published in Rally Guide 2.**

12.6 BARRIERS

Due to safety reasons, tire barriers will be positioned on the rally route to reduce speed of rally cars. These tire barriers are shown in the road book and are marked on the road during reconnaissance. The judges of fact will follow in these points to the right passage of barriers. The judges of fact will be published on the Official Notice Board in compliance with ISC Art. 11.16.7. According to RRSR article 19.2 any deviation from the road book will be reported to the Stewards, which will decide.

12.7 OFFICIAL TIME USED DURING THE RALLY

Official time throughout the entire rally can be enquired at Rally HQ.

12.8 ENTRANCE TO REGROUPING AREA AND PARC FERMÉ

12.8.1 Safety GPS tracking

Safety GPS tracking workers are allowed to enter the regrouping area and Parc Fermé in order to maintain or repair the GPS tracking systems installed in the rally cars. They have to be accompanied by scrutineer and representative of team (driver, co-driver, and competitor).

12.8.2 TV crews

TV Crews, which will be published by the Clerk of the Course information, are allowed to enter the regrouping area and Parc Fermé in order to maintain the camera systems installed in the rally cars or to exchange the data recording media. They have to be accompanied by scrutineer and the representative of the team (driver, co-driver or competitor's representative).

12.9 CREW-RELATED AIR VEHICLES

A crew-related air vehicle (hereinafter referred to as aircraft) located in one of the rally venues must be agreed with the Organiser of the rally, upon written notice to the Organiser, the application form is found in the "Rally Guide". For such authorization, the Organiser is entitled to request an additional fee. An aircraft pilot must comply with all current provisions of Latvian Republic, which is attributable to the aircrafts. In addition, the Latvian Rally rules relating to service and team personnel actions during the race are applicable. During the race, the landing of aircraft is prohibited in locations not agreed with the Organiser and in locations closer than 100 m from any of the rally route marshals points.

13 IDENTIFICATION OF OFFICIALS AND MEDIA

Position	Identification
Chief of SS	Red tabard with text
Chief of TC	Blue tabard with white stripe and text
Safety Marshals	Orange tabard
Safety Officers	Orange tabard with white stripe and text
CRO	Red tabard with inscription "Competitors' Relations Officer"
Stage Radio Point Marshal	Yellow/Green tabard with SOS mark
Medical	White tabard
Scrutineer	Black tabard
Media	White tabard with text

14 PRIZES

14.1 FIA CHAMPIONSHIP CLASSIFICATIONS

- ERC for Drivers and Co-Drivers: Winner, 2nd overall, 3rd overall
- ERC3 for Drivers and Co-Drivers: Winner, 2nd overall, 3rd overall
- ERC4 for Drivers and Co-Drivers: Winner, 2nd overall, 3rd overall
- ERC4 Junior for Drivers and Co-Drivers: Winner, 2nd overall, 3rd overall

14.2 ERC CLASSIFICATIONS

- ERC Open for Drivers and Co-Drivers: Winner, 2nd overall, 3rd overall
- Clio Trophy by Toksport WRT for Drivers and Co-Drivers: Winner, 2nd overall, 3rd overall
- Michelin Talent Factory for Drivers and Co-Drivers: Winner, 2nd overall, 3rd overall

14.3 PRIZE-GIVING

Date	Time	Location
3 July 2022	19.15	Square of Roses, Rožu laukums 5/6, Liepāja

The ownership of Prizes handed to the winners to be confirmed after the official final classification.

15 FINAL CHECKS

15.1 FINAL CHECKS

Date	Time	Location
3 July 2022	from 19.15	Zemnieku iela 68, Liepāja

15.2 PROTEST DEPOSIT FEE

1000 EUR (RRSR p.65.2).

15.3 APPEAL DEPOSIT FEE

International 3000 EUR.

**WELCOME TO LATVIA AND
GOOD LUCK IN RALLY LIEPĀJA!**

APPENDIX 1 – ITINERARY

Appendix 1. (Sunrise: 04:50, Sunset: 22:29)					Friday, July 1, 2022	
TC	LOCATION	SS distance	Liaison distance	Total distance	Target time	First car due
TC FP Free Practice						From: 15:00
Free practice closes at: 17:00						
RZ Q	Refuel and Tyre marking Free practice (all competitors)	(3.77)	(41.83)	(45.60)		
TC QS						17:12
QS		3.77			00:03	17:15
TC QSPF	Parc Ferme IN/ EARLY ARRIVAL ALLOWED		41.83	45.60	00:45	18:00
SQ		3.77			start end	18:15 20:00
Qualification total		3.77	41.83	45.60		

Appendix 1. (Sunrise: 04:51, Sunset: 22:28)				Saturday, July 2, 2022		
TC	LOCATION	SS distance	Liaison distance	Total distance	Target time	First car due
0	TALSI AIRFIELD					10:00
RZ	Remote refuel TALSI AIRFIELD AREA					
1	Distance to next refuel	(43.03)	(109.80)	(152.83)		
0A	TALSI CITY		4.73	4.73	00:15	10:15
1			17.10	17.10	00:17	10:32
SS 1		9.50			00:03	10:35
2			28.50	38.00	00:47	11:22
SS2		14.83			00:03	11:25
3			29.00	43.83	00:47	12:12
SS3		18.70			00:03	12:15
3A	Regrouping & Technical zone IN		30.47	49.17	01:00	13:15
Regrouping zone TALSI AIRFIELD					00:30	
3B	Regrouping & Technical zone OUT / REMOTE SERVICE IN					13:45
REMOTE SERVICE AREA A - TALSI		(43.03)	(109.80)	(152.83)	00:15	
3C	REMOTE SERVICE OUT					14:00
RZ	Remote refuel TALSI AIRFIELD AREA					
2	Distance to next refuel	(42.68)	(108.32)	(151.00)		
4			20.00	20.00	00:27	14:27
SS4		9.15			00:03	14:30
5			28.85	38.00	00:47	15:17
SS5		14.83			00:03	15:20
6			29.00	43.83	00:47	16:07
SS6		18.70			00:03	16:10
6A	AIRFIELD Refuel zone IN		30.47	49.17	01:00	17:10
RZ	Remote refuel TALSI AIRFIELD AREA					
3	Distance to next refuel	(0.00)	(153.90)	(153.90)		
6B	Parc Ferme & Technical zone IN- SQUARE OF ROSES		146.75	146.75	02:35	19:45
6C	Parc Ferme OUT- SQUARE OF ROSES			Minimal time	00:10	19:55
6D	FLEXI SERVICE IN - ANNA'S MARKET PLACE		2.66	2.66	00:10	20:05
FLEXI SERVICE B- LIEPAJA		(42.68)	(219.73)	(262.41)	00:45	
6E	FLEXI SERVICE OUT (early arrival allowed)					20:50
6F	Parc Ferme IN-SQUARE OF ROSES (Early arrival allowed)			2.70	00:10	21:00
All cars(except re-starting crews) to be in Parc Ferme no later than:						23:00
Leg 1 Total		85.71	332.23	417.94		

Section / Sekcija 1

Section / Sekcija 2

Appendix 1. (Sunrise: 04:52, Sunset: 22:28) Sunday, July 3, 2022

TC	LOCATION	SS distance	Liaison distance	Total distance	Target time	First car due
6G	Start Leg 2 - SQUARE OF ROSES (Parc Ferme out)					07:40
6H	SERVICE IN - ANNA'S MARKET PLACE		1.79	1.79	00:10	07:50
SERVICE PARK C - LIEPAJA		(0.00)	(4.49)	(4.49)	00:15	
6I	SERVICE OUT					08:05
RZ	Refuel LIEPAJA service park					
4	Distance to next refuel	(26.67)	(97.00)	(123.67)		
7			40.09	40.09	00:52	08:57
SS7		20.26			00:03	09:00
8			24.19	44.45	00:47	09:47
SS8		6.41			00:03	09:50
RZ	Remote refuel KALVENE	(26.67)	(97.00)	(123.67)		
5	Distance to next refuel	(20.26)	(64.48)	(84.74)		
8			50.95	57.36	00:57	10:47
SS9		20.26			00:03	10:50
9A	Regrouping & Technical zone IN		44.46	64.72	01:07	11:57
Regrouping zone (SQUARE OF ROSES)					00:33	
9B	Regrouping & Technical zone OUT					12:30
9C	SERVICE IN - ANNA'S MARKET PLACE		1.79	1.79	00:10	12:40
SERVICE PARK D - LIEPAJA		(46.93)	(161.48)	(208.41)	00:30	
9D	SERVICE OUT					13:10
RZ	Refuel LIEPAJA service park					
6	Distance to next refuel	(29.69)	(120.61)	(150.30)		
10			58.93	58.93	00:55	14:05
SS10		18.68			00:03	14:08
11			29.27	47.95	00:49	14:57
SS11		11.01			00:03	15:00
11A	Regrouping & Technical zone IN		32.41	43.42	00:45	15:45
Regrouping zone (KALVENE)					01:00	
11B	Regrouping & Technical zone OUT					16:45
RZ	Remote refuel KALVENE	(29.69)	(120.61)	(150.30)		
7	Distance to next refuel	(18.68)	(60.80)	(79.48)		
12			9.02	9.02	00:20	17:05
SS12	POWER STAGE	18.68			00:03	17:08
12A	Technical zone IN - ANNA'S MARKET PLACE		48.78	67.46	01:30	18:38
12B	Technical zone OUT / Service Park Liepaja IN			Minimal time	00:10	18:48
SERVICE PARK E - LIEPAJA		(48.37)	(178.41)	(226.78)	00:10	
12C	SERVICE OUT					18:58
12D	Finish podium LIEPAJA- Parc Ferme (early arrival allowed)		3.00	3.00	00:17	19:15

Section / Sekcija 3

Section / Sekcija 4

Section / Sekcija 5

Leg 2 total	95.30	344.68	439.98
--------------------	--------------	---------------	---------------

RALLY TOTALS					
Leg	No. of SS	SS dist.	Liaison dist.	Total dist.	
1	6	85.71	332.23	417.94	21%
2	6	95.30	344.68	439.98	22%
Overall distance of Rally	12	181.01	676.91	857.92	21%

APPENDIX 2 – RECONNAISSANCE SCHEDULE

THURSDAY, 30 JUNE 2022

Special stage	Time	Location
SS 1 (4)	15.00-21.00	Talsi region
SS 2 (5)	15.00-21.00	Talsi region
SS 3 (6)	15.00-21.00	Talsi region
SS 7 (9)	08.00-21.00	Dienvidkurzeme region
SS 8	08.00-21.00	Dienvidkurzeme region
SS 10 (12)	08.00-21.00	Dienvidkurzeme region
SS 11	08.00-21.00	Dienvidkurzeme region
Qualifying stage, Shakedown stage	08.00-21.00	Dienvidkurzeme region

FRIDAY, 1 JULY 2022

Special stage	Time	Location
SS 1 (4)	08.00-16.00	Talsi region
SS 2 (5)	08.00-16.00	Talsi region
SS 3 (6)	08.00-16.00	Talsi region
Qualifying stage, Shakedown stage	08.00-12.00	Dienvidkurzeme region

APPENDIX 3 – CROs (NAME, PHOTO, AND SCHEDULE)



Mr. Māris Kulšs

+371 29 360 050

(LATVIAN; RUSSIAN; ENGLISH)



Mr. Jevgēņijs Čerevačs

+371 22 831 831

(LATVIAN; RUSSIAN; ENGLISH)

Wednesday, 29 June 2022		
18.00-22.00	Administrative checks	Rally HQ, Tango Hall
Thursday, 30 June 2022		
08.00-20.00	Administrative checks	Rally HQ, Tango Hall
Friday, 1 July 2022		
07.00-16.00	Technical scrutineering, marking and sealing, re-scrutineering	
16.30	Publication of Qualifying stage starting list	Rally HQ, Tango Hall
18.30	Publication of Qualifying stage provisional results	Rally HQ, Tango Hall
20.30	Publication of Leg 1 starting list	Rally HQ, Tango Hall
Saturday, 2 July 2022		
10.00-12.00	Start of Leg 1 TC 0	
12.00-14.30	Finish of Section 1 TC 2A-2B	
18.00-20.30	At TC4B-4C / 4F	
19.15	Publication of Leg 2 starting list	Rally HQ, Tango Hall
Sunday, 3 July 2022		
08.00-20.00	Re-scrutineering of restarting cars	Parc fermé
07.40-09.00	Start of Leg 2 TC4G	
11.45-13.45	Finish of Section 3 TC 7A-7B	
15.45-17.00	Finish of Section 4 TC 9A-9B	
17.40-18.00	Live TV podium at Stop of SS 12	
19.00-20.30	Finish of Leg 2 TC 10D	
21.00-21.30	Posting of provisional final classifications until end of protests	Rally HQ, Tango Hall

APPENDIX 4 – SUPPLEMENTARY ADVERTISING


The organiser reserves following places which must remain free according to this drawing:

4.1 COMPULSORY ADVERTISING

- 1 – Starting number, 67x17 cm
- 2 – Rally plate, 43x21,5 cm
- 3 – Rear window panel, 30x10 cm
- 4 – Roof panel with competition number, 50x52 cm
- 5 – Rear side windows starting numbers, 20 cm (height)
- 6 – Rear window starting number, 14 cm (height)

4.2 ADVERTISING PROPOSED BY THE ORGANISER

- 7 – Panel under the side door starting number, 67x17 cm
- ERC – Advertising stickers according to ERC regulations



APPENDIX 5 – EXTRACTS FROM FIA APPENDIX L

All competitors are reminded of Appendix L of the FIA International Sporting Code, in particular its Chapter III - Drivers' Equipment.

Helmets (Appendix L, Chapter III, Art. 1)

All crews must wear crash helmets homologated to one of the following FIA standards:

- **8858-2002 or 8858-2010** (Technical List N°41),
- **8859-2015** (Technical List N°49),
- **8860-2010** (Technical List N°33), or
- **8860-2018 or 8860-2018-ABP** (Technical List N°69).

Frontal Head Restraint (FHR, Appendix L, Chapter III, Art. 3)

All crews must use FIA approved FHR systems homologated to FIA standard 8858.

Approved FHRs, anchorages and tethers are listed in Technical List N° 29.

See also helmet compatibility chart in Appendix L, Chapter III, Art. 3.3.

Flame-resistant clothing (Appendix L, Chapter III, Art. 2)

All drivers and co-drivers must wear overalls as well as gloves (optional for co-drivers), long underwear, a balaclava, socks and shoes homologated to the FIA 8856-2000 standard (Technical List N°27) or 8856-2018 (Technical List N° 74). Please pay special attention to the prescriptions of Art. 2 concerning embroidery and printing on flame-resistant clothing (manufacturer certificates etc.) **as well as concerning the correct wearing of the clothing elements!** See also **Regional Rally Sporting Regulations, Article 53.1.**

Biometric Devices (Appendix L, Chapter III, Art. 2.1)

Drivers may wear a device to collect biometric data during racing.

- **If the biometric device is integrated into a protective garment homologated to FIA Standard 8856, the garment shall be homologated to FIA Standards 8856 and 8868-2018.**
- **If the biometric device is a stand-alone device, then the device must be homologated to FIA Standard 8868-2018 only. This device must be worn in addition to the garment homologated to FIA Standard 8856.**

Wearing of jewellery (Appendix L, Chapter III, Art. 5)

The wearing of jewellery in the form of body piercing or metal neck chains is prohibited during the competition and may therefore be checked before the start.

RELATED LINKS:

FIA International Sporting Code and appendices: <https://www.fia.com/regulation/category/123>

FIA Technical Lists: <https://www.fia.com/regulation/category/761>

APPENDIX 6 – SAS TRACKER COMPETITOR USER MANUAL



SAS Tracker Competitor User Manual

Welcome

For your and other competitor's safety, it is important that you are familiar with the use of the SAS tracking unit, herein referred to as "the unit" or "the SAS tracking unit".

The SAS System is designed to increase competition safety by providing safety notifications to inform event management, improve response times and provide accurate and reliable event times.

The following document outlines the basic features and functions of the SAS tracking unit. Please note that the SAS Tracking unit must be fitted and connected in all competitor's car, in accordance with the SAS Fitting Kit Manual – RALLY CAR.

Table of Contents

1. Powering The Unit On.....	3
2. Stage Modes	3
2.1. Transport Mode	3
2.2. Stage Mode.....	4
3. Hazard Alerts.....	6
4. Red Flag	9
5. Transport Menu	10
5.1. Stage Times.....	11
5.2. Manual Hazard.....	12
6. Contact Us.....	12

1. Powering The Unit On

The unit is pre-loaded with all of the stage coordinates and is activated when powered on. Please power the unit on early before the event to give it time to run checks.

When powered on the unit will display the transport mode, the details of which are specified in the Art. 2.1 of this document.

The unit does not need to be powered off at any stage during the event as it will go to sleep within a few minutes of inactivity but can be re-woken by either moving the vehicle or pressing any of the four buttons.

It is recommended that the unit is not powered off during the event, to ensure the internal battery stays fully charged for emergencies.

2. Unit Modes

The unit has two modes:

- When not in a competitive stage, the unit will be in **transport mode**, as described in 2.1.
- When in a competitive stage, the unit will go into **stage mode**, as described in 2.2.

2.1. Transport Mode

SCREEN 1 – The transport mode displays from the top down the following information: the name of the next point you are travelling to, the time in transit, current time, accumulative and intermediate distances and speed, average speed.

The unit has four physical buttons. Their functions are reported on the screen right above the button's location.

Starting from the far left button to the right, you have the following options:

- **OPTIONS**: Operation described in 5.Transport Menu.
- **BRIGHT**: Increase the screen brightness (Note that the screen must always be clearly readable so full brightness is recommended for daytime).
- **DIM**: Decrease the screen brightness,
- **RESET**: Intermediate trip meter.



SCREEN 1. Transport Mode

2.2. Stage Mode

SCREEN 2 – When the start official assigns each individual competitor a due start time, a countdown will display on the unit as shown in the white field below. Also shown in the white field is the stage number and the due start time.



SCREEN 2. Countdown to Stage Start

SCREEN 3 – Once the start time is reached, the screen will turn green as shown below and the competitor has to proceed into stage.



SCREEN 3. Stage Start

SCREEN 4 – Once the competitor has started the stage, the unit will automatically switch to on stage mode. The unit will start timing.



SCREEN 4. Stage mode

SCREEN 5 – If the start is postponed for whatever reason and the start time is cancelled, the unit will display the Transport Screen. Once it is clear to send cars again the official will re-issue a new start time.

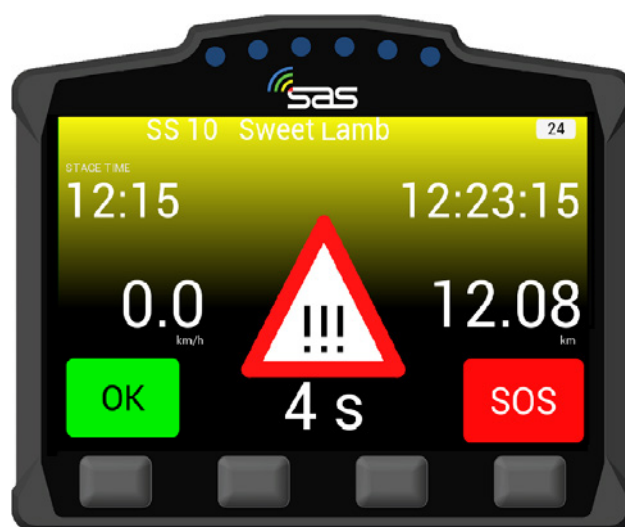


SCREEN 5. Start Time Cancelled

3. Hazard Alerts

The unit's primary function is to help alert race control of incidents on the course. The incident is notified to race control with different levels of hazard depending on the severity.

SCREEN 6 – If a car stops during a stage for longer than 3 seconds, the unit will automatically transmit a HAZARD notification; this can either be upgraded to OK or downgraded to SOS by pressing the corresponding button to the text. A timer counts up to 60 seconds as an indication to press either the OK or SOS button.



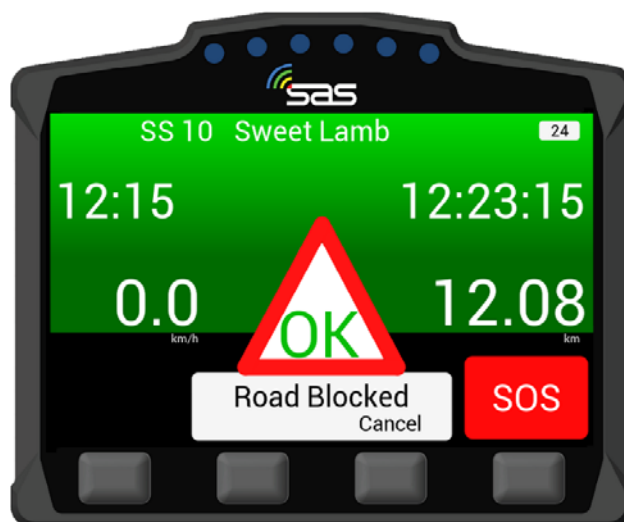
SCREEN 6. HAZARD Notification

SCREEN 7 – If you select OK after the HAZARD alert, then the following screen will appear, showing that you and the car are OK. The Road Blocked prompt will appear below, select Yes if the vehicle is blocking the road, if the road is clear select NO.



SCREEN 7. OK Acknowledgment

SCREEN 7A – If you selected “Yes” to Road Blocked the following screen will appear, showing that you and the car are OK, but the competition road is BLOCKED. Race Control will be notified that the crew is OK but the course is obstructed.



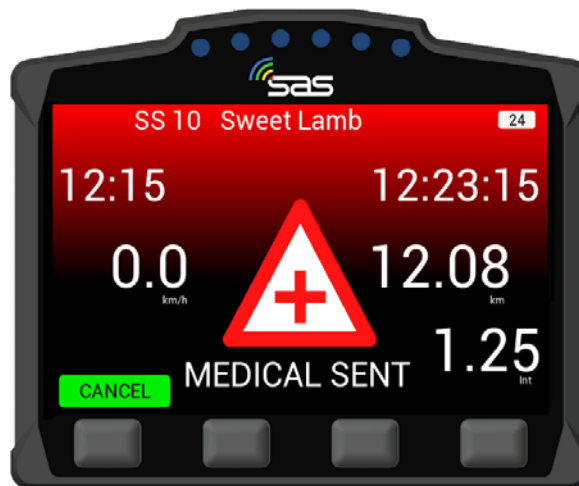
SCREEN 7A. OK – Road Blocked

SCREEN 8 – If the SOS button is pressed, it must be confirmed as either a fire or medical SOS by pressing one of the two middle buttons. It can also be cancelled if pressed by mistake.



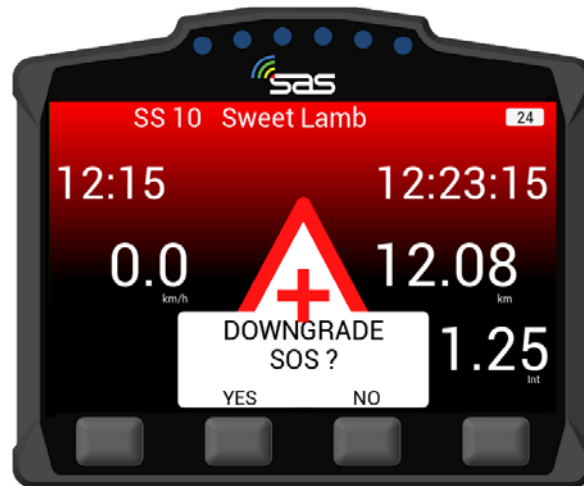
SCREEN 8. Confirm Fire SOS or Medical SOS

SCREEN 9 – When the SOS is confirmed, the screen 9 will display. Even once confirmed, the hazard can be changed to OK. Pressing CANCEL and confirming the downgrade will inform race control that the crew are OK and do not need medical assistance.



SCREEN 9. Downgrade SOS

SCREEN 9A – If you select the cancel button on the SOS screen, you will be asked to confirm the downgrade. Once confirmed, the device will downgrade to an OK status.



SCREEN 9A. Downgrade SOS

4. Red Flag

SCREEN 10 – In the case of a serious incident, a stage may be red flagged from Race Control. The red flag will display a full screen warning until it is acknowledged. To acknowledge the flag the far left button must be pressed.



SCREEN 10. RED FLAG Acknowledge

SCREEN 11 – Once the red flag has been acknowledged, normal stage functions will display with a warning still at the top of the screen.



SCREEN 11. RED FLAG in Stage Mode

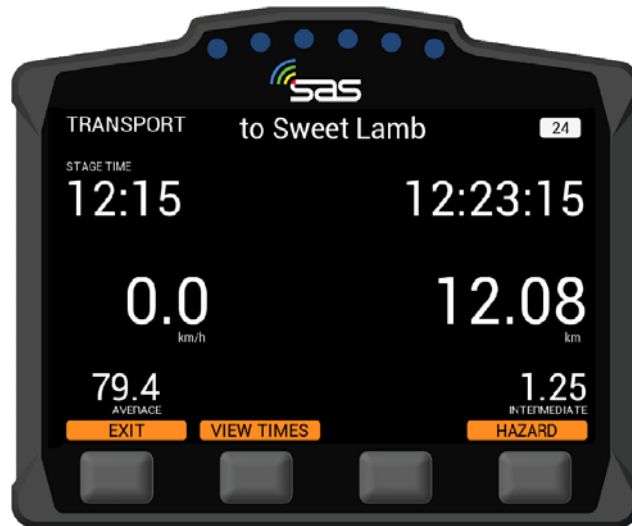
5. Transport Menu

SCREEN 12 – In transport mode, the unit has a menu that can be accessed by pressing the options button.



SCREEN 12. Transport Mode

SCREEN 13 – The option menu will allow the crew to view stage times “VIEW TIMES” or send a manual hazard/SOS “SEND HAZARD”.



SCREEN 13. Transport Mode – View times/Send Hazard

5.1. Stage Times

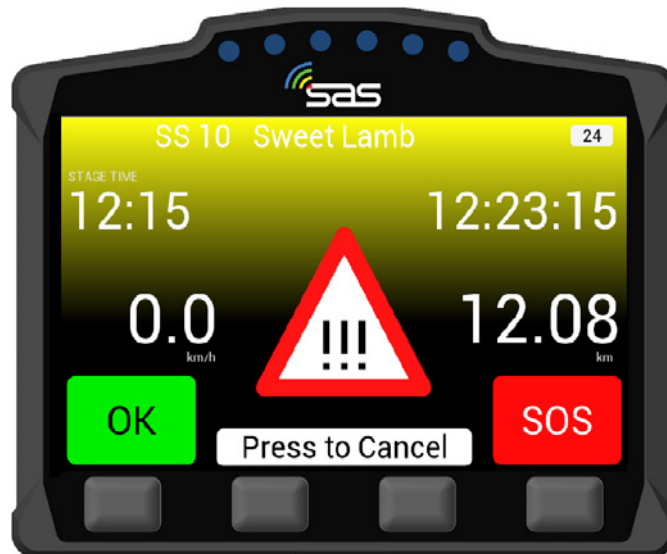
SCREEN 14 – By pressing the “VIEW TIMES” button, provisional transit and competitive stage times will display. You can select times for any of the completed stages with the next and previous buttons.



SCREEN 14. Times of completed stages

5.2. Manual Hazard

SCREEN 15 – If manual hazard is sent in transport mode, this can be upgraded or downgraded the same way as a stage hazard. If the hazard is no longer required, it can also be cancelled by pressing either of the two middle buttons “PRESS TO CANCEL”.



SCREEN 15. Manual Hazard in Transport Mode

6. Contact us

For assistance, please contact the RallySafe Support Team by emailing: info@statusas.com

Please be as descriptive as you can when describing the problem. It would help us if you provide the following information at a minimum:

- Name of event.
- Vehicle or feature affected.
- Stage of incident.
- Time of incident.
- Any additional details.



SAS Fitting Kit Manual – RALLY CAR

Welcome

This manual is provided as a guide for the installation of the SAS Tracking System Kit, for competition vehicles only. Care should be taken when considering the location of components with regard to electrical cabling and fire suppression systems already installed in the vehicle. Please check always that the components of your kit are as requested.

Table of Contents

1. Tracking Unit Kit Components	3
2. Power Supply	3
3. Connection Diagram.....	3
4. Tracking Unit Dimensions	4
5. Tracking Unit Mounting	5
6. Antenna Installation.....	6
6.1 External Antenna Installation	7
6.2 Internal Antenna Installation	8
7. Contact.....	8

1. Tracking Unit Kit Components & Steps

The Tracking System Kit includes:

- SAS Tracking Installation and Fitting Kit Instruction Sheet;
- 3-in-1 antenna with leads;
- Internal radio antenna with lead;
- 6 - 24v wiring loom with plug;
- Mount, to be bolted to tunnel;
- Adjustable mount connector/knuckle.



(Contents may differ slightly to image shown)

SAS tracking system fitment steps:

1. Mount SAS tracker;
2. Fit external & internal antennas, running leads to the SAS tracker;
3. Fit wiring loom, ensuring that a solid 9 to 28 volts is supplied;
4. Connect all antenna connections, make sure they are tight using an 8mm spanner;
5. Apply power.

2. Power Supply

SAS tracking system requires a reliable power supply from 9 to 28 volts DC. We recommend a 5 amp (Max) blade type or similar quality fuse is used at the battery supply end of the SAS tracking system power lead.

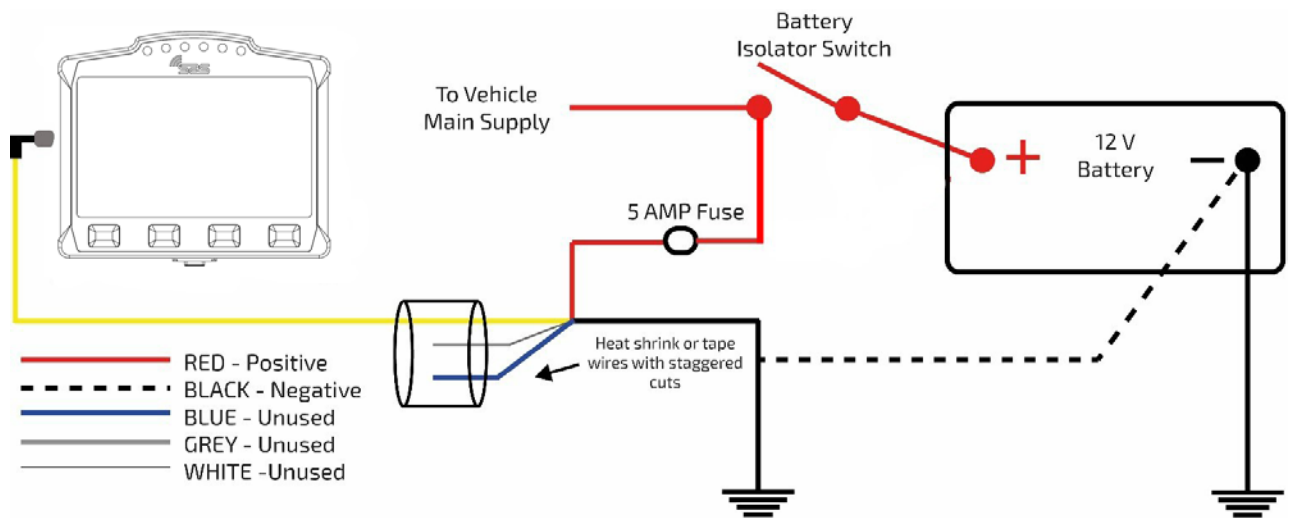
Zero volts or battery negative can be picked up at any suitable earthing point providing the isolation switch does not switch the negative side of the battery.

The SAS tracking system unit has an internal battery that is kept charged via the car's power supply. It acts as a reserve supply to power the unit in the case of an accident where a car's power supply is interrupted (e.g. car battery smashed or dislodged).

Note: The tracking device should only be powered once it is placed in its final position in the vehicle; this ensures accelerometers are calibrated correctly.

3. Connection Diagram

The 6-24v wiring loom, includes five wires. The white blue and grey wires must be stagger cut and heat shrunk or taped back so they cannot short to ground or to each other. Red and black are used as follows:

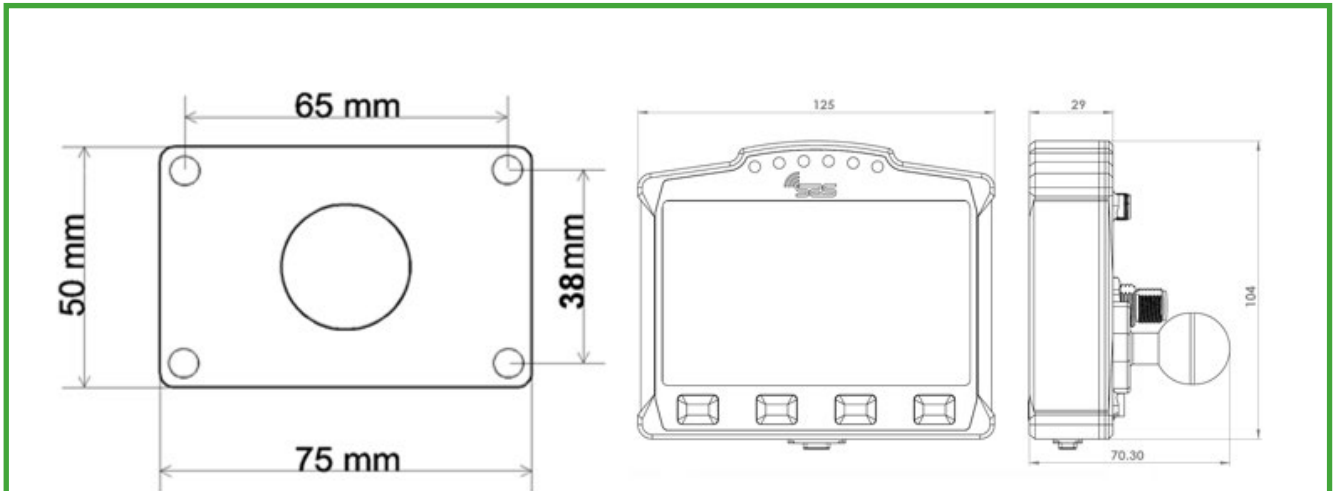


RALLYSAFE 12V WIRING DIAGRAM

During installation, the wiring loom should be routed away from the engine compartment, Ignition or Alternator wiring.

300 mm of Power Supply Wiring Loom is required to be available for connection to the SAS Tracker Unit at the mounted position.

4. Tracking Unit Dimensions



5. Tracking Unit Mounting

The preferred location and mounting for the SAS tracking system unit is a RAM style 50mm x 75mm flat base with ball, bolted through the tunnel with four **M6** Bolts.

It should be in a central, protected location on the central tunnel in front of the seats and both easily visible and accessible by both the driver and co-driver/nav.

Care should be taken when considering the location of the Mounting Point with regard to electrical cabling and fire suppression systems installed in the vehicle.

Photographs of mounting and positioning can be seen in Fig.1 and Fig.2 respectively.

Alternatively, the SAS tracking system unit can be mounted in a central protected location on the vehicle dashboard that is easily visible and accessible by both the driver and co-driver.

Mounting is a Ram style 50mm x 75mm flat base with ball, bolted with four **M6** bolts through the dashboard and a compulsory 3mm backing plate measuring no less than 145mm x 120mm



Figure 1. 25mm rubber ball securely attached to the tunnel



Figure 2. The SAS tracking unit mounted onto the 25mm rubber ball mount and connected through the RallySafe connector

6. Antenna Installation

All leads on both external and internal antennas must run on the inside of all roll cage bars. This is to stop cable crushing on impact.

Antenna must not be mounted within 200 mm of any high frequency antenna's or cabling

The preferred route is to go down from the antenna, underneath the closest part of the roll cage (roof cross or main hoop), follow that along to the roof hoop, then go down the inside A pillar to the unit. Please allow 200mm clearance of high frequency antenna or cabling

Any excess cable must be run so that the cable is not bent any tighter than a 100mm radius. We recommend running it across the underside of the dash and back (do not coil in tight loops).

Cables must be tied neatly along the whole installation all the way to the unit so they can't be accidentally caught or dislodged.

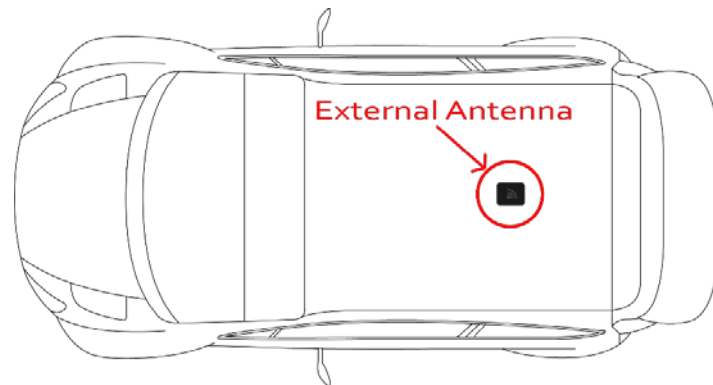
All this will be checked at scrutineering and you may be required to fix it before your car can pass.

Note: All antenna connections need to be firmly tightened with an 8mm spanner.

6.1. External Antenna

The antenna is mounted through a 12mm hole in a central location on the ROOF of the vehicle, rear of the main roll bar hoop, allowing the cabling to pass through the roof and follow the cage bars back to the unit location. The antenna is a fully watertight unit, which seals against the roof surface.





Antenna leads are connected as follows (There may be variations with the type and number of leads).

1. The 2 WiFi leads, colour-coded **Blue**, is connected to the terminal labelled "WiFi" on the SAS unit (Right Hand Thread). Terminals are located of the rear of the unit and/or colour-coded Blue.
2. The Satellite Communication antenna lead is connected to the center or rear terminal labelled "IRI" (Left Hand Thread). It may also be colour-coded **Yellow** (this may be not marked on the 2-in-1 antenna).
3. The GPS antenna lead labelled "GPS", is connected to the terminal labelled "GPS" on the SAS unit (Right Hand Thread). Terminals may be on the side or rear of the unit and/or colour-coded **Green**.
4. GSM, has a small stick antenna supplied with the SAS unit, and is connected to corresponding terminal labelled "GSM" on the SAS unit (Left Hand Thread). The terminal is located on the rear of the unit and/or colour-coded **Red**.

6.2. Internal Antenna

The Internal Antenna should be placed on the inside of the ROOF in a clear uncluttered area, with a 200mm radius clear of any bar work or solid metal object. The internal antenna has a magnetic base with double-sided tape for adhesion. The cable is then run to the SAS unit. Please keep cable on the inner side of the roll cage pipework so as not to be crushed in the event of an accident.




Figure 3. The internal antenna must be at least 200mm away from any roll cage components

7. Contact Us

For assistance, please contact the RallySafe Support Team by emailing: support@rallysafe.com.au

****Product Disclaimer****

“This manual, the specifications, and the material contained in it, as released by Status Awareness Systems and RallySafe, is for the purpose of information only. Due to continuous ongoing development, information and specifications may change at any time without notice. SAS, and the companies that have contributed to it, shall not be liable for any use of the manual or information supplied.

The material contained in this manual is protected by copyright and other types of Intellectual Property Rights. The commercial exploitation of the material contained in this specification requires a license to such Intellectual Property Rights.

This manual may be utilised or reproduced without any modification, in any form or by any means, for informational purposes only. For any other purpose, no part of the specification may be utilised or reproduced, in any form or by any means, without permission in writing from SAS.

The word RallySafe and the RallySafe logo are registered trademarks”.



 RALLY
LIEPĀJA