

APPROVED BY



ŠOSEJAS
KOMISIJA

LAF Racing Commission



LITHUANIAN
AUTOMOBILE
SPORT
FEDERATION

LASF Racing Commission



EESTI
RINGRAJA
KOMITEE

EAL Racing Commission

Jānis Ducmanis

Inga Kacinskiene

Raimo Kulli



2022 BEC6H TECHNICAL REGULATIONS

1. GENERAL

- 1.1. These technical regulations shall come into force from 20th of March 2022 and shall remain valid until the official publication of the amendment.
- 1.2. The requirements of the FIA International Sport Code Appendix J are only applicable if there is an explicit reference to a particular article / item.
- 1.3. Car parts and their attachment must be such that they do not endanger the driver, car service personnel, third parties or third party property.
- 1.4. Everything that is not allowed in these technical regulations is forbidden. Allowed changes / redundancies should not cause or have invalid changes.
- 1.5. In the event of disagreement on the perception or application of certain points, the right to comment and clarify these technical regulations is the responsibility of the BaTCC Chief Scrutineer.
- 1.6. Stewards have the right not to accept technical protest for incompliance of GT PRO class cars.

2. DEFINITIONS

- 2.1. Body shell - the unit of metal body parts marked with a vehicle identification number (VIN), connected by welding or other fastening elements (glue, rivets), including the floor with the transmission tunnel and side sills, front and rear longitudinal beams (including shock towers) and cross members between them (if they are not screwed in the production process), A, B, C pillars, roof panel with transverse beams, rear wings (if they are not screwed in during the production process), firewall between the cockpit and engine compartment, firewall (if provided) between the cockpit and luggage compartment, cross members and suspension mounting points (if they are not screwed in during the production process).
- 2.2. Cockpit - the space provided by the manufacturer for the driver and passengers, separated by the engine compartment firewall and it may be separated by luggage compartment firewall (including a shelf under the rear window). If any part in the cockpit space is separated by a fluid-tight and fire-proof container or bulkhead, this part is considered to be outside the cockpit.
- 2.3. Original part - part used in a serial production of the car, or another part identical in shape and in operation (analogue) by a different manufacturer (example: in a BMW car instead of the original BMW wishbone, SWAG, FEBI, TRW, and LEMFORDER wishbones can be used).
- 2.4. Serial part - the part which is made in a serial production way in the factory (example: in a BMW car, wishbones made by TOYOTA, VW, WISEFAB, SAMSONAS, IRP or other manufacturers can be used).
- 2.5. Free part - a part that can be modified, reshaped or altered in any way or replaced by another part. Restrictions are not applied to the material or the form of the part. The part can be even removed.
- 2.6. The calculated engine capacity is the geometric engine capacity multiplied by the coefficients given in section 2.7. If the engine is not a subject to a coefficient, the calculated engine capacity corresponds to the geometric capacity.

- 2.7. Coefficients for determining the calculated engine capacity:
- Supercharged petrol engines - 1,7;
 - Supercharged petrol engines with geometrical capacity max 1400 cm³ – 1,4;
 - Supercharged diesel engines - 1,0;
 - Rotary engines – 2.

3. AUTHORIZED CARS

- 3.1. Large scale series production cars marked with factory VIN number (including CABRIO type cars with hard top in use).
- 3.2. LM GTE, GT3, GT4 cars.
- 3.3. Non series production cars (with tubular frame bodywork, or semi-tubular bodywork, or monocoque bodywork).
- 3.4. Technical passport of the sporting vehicle issued by the FIA or ASN is compulsory.

4. PROHIBITED CARS

- 4.1. Cars that do not meet these technical regulations.
- 4.2. Cars with the height of less than 1100 mm or more than 1600 mm.
- 4.3. Cars with open cockpit (example: LOTUS 7).
- 4.4. Cars with body uncovered wheels (example: LOTUS 7).
- 4.5. Vehicles whose construction or equipment contain deficiencies which could endanger the crew, service personnel, third parties or third party property (as decided by the Competition Technical Commission).

5. CLASSES

- 5.1. The cars are divided into classes according to the calculated engine capacity, construction type:
- BMW 325 CUP - series production BMW E90 and E92 cars with N52B25 engine. Technical Regulations:
<https://batcc.eu/wp-content/uploads/2016/04/2021-bmw325-technical-bec6h.pdf>
 - Diesel - series production cars with diesel engines
 - **TC1 (A2000)** – series production cars with calculated engine capacity up to 2000 cm³;
 - **TC2 (A3000)** – series production cars with calculated engine capacity from 2000 cm³ up to 3000 cm³;
 - A3000+ - series production cars with front mounted engines and calculated engine capacity from 3000 cm³ to 3500 cm³;
 - TCR – TCR cars. Technical Regulations and bulletins: www.batcc.eu;
 - PORSCHE GT3 CUP – in compliance with SPORTING & TECHNICAL REGULATIONS 24H SERIES powered by Hankook 2022. Including PORSCHE GT3 CUP 997, 991.1, 991.2 and 992 cars.

- GT AM – series production or non-series production cars. Including:
 - GINETTA G50, G55 cars with weight and BoP in table 5.3.
- GT PRO – series production or non-series production cars with tubular frame bodywork, or semi-tubular bodywork, or monocoque bodywork. FIA homologated GT3 cars (including cars with expired homologation).

5.2. Additional rules for GT PRO class cars:

5.2.1. One month prior to the championship first event, all teams running GT PRO cars must send technical declaration of the car. In two weeks Promoter decides the form of BoP (Balance of performance) to be applied / not to be applied. Technical declaration form TBA.

5.2.2. Data loggers (AIM Evo 5) are compulsory in class GT PRO.

5.3. Table of weight and BoP for GT AM and GT PRO cars (other cars according table 6.1.):

Car	Weight	BoP
GINETTA G50, G55 (incl. GT4)	1250 kg (according to point 6.2)	-
ASTON MARTIN VANTAGE GT3	1290 kg (according to point 6.3)	-
AUDI R8 LMS GT3 EVO I	1280 kg (according to point 6.3)	2x43 mm restrictor
AUDI R8 LMS GT3 EVO II	1310 kg (according to point 6.3)	2x40 mm restrictor
BMW M4 GT3	1290 kg (according to point 6.3)	-
BMW M6 GT3	1310 kg (according to point 6.3)	-
FERRARI 488 GT3	1280 kg (according to point 6.3)	-
FERRARI 458 ITALIA GT3 (EVO2015)	1280 kg (according to point 6.3)	TBA
LAMBORGHINI HURACAN GT3	1310 kg (according to point 6.3)	2x42 mm restrictor
MCLAREN 720S GT3	1230 kg (according to point 6.3)	-
MERCEDES AMG GT3	1320 kg (according to point 6.3)	2x38 mm restrictor
PORSCHE 911 GT3 (991 I & 991 II)	1290 kg (according to point 6.3)	2x45 mm restrictor
LAMBORGHINI HURACAN ST	1300 kg (according to point 6.3)	2x41 mm restrictor

6. MINIMUM RACING WEIGHT BY THE CALCULATED ENGINE CAPACITY

6.1. Minimum racing weight of a car at any time of the race (including qualifying):

Class	Range of calculated engine capacity	Fuel tank (max)	Weight
TC1 (A2000), DIESEL	1200 cm ³ - 1300 cm ³	120 L	850 kg
	1300 cm ³ - 1400 cm ³	120 L	900 kg
	1400 cm ³ - 1500 cm ³	120 L	950 kg
	1500 cm ³ - 1600 cm ³	120 L	1000 kg
	1600 cm ³ - 1800 cm ³	120 L	1070 kg
	1800 cm ³ - 2000 cm ³	120 L	1140 kg
TC2 (A3000), DIESEL	2000 cm ³ - 2500 cm ³	120 L	1180 kg
	2500 cm ³ - 3000 cm ³	120 L	1230 kg
A3000+, DIESEL	3000 cm ³ - 3500 cm ³	120 L	1290 kg
GT AM	3500 cm ³ - 4000 cm ³	120 L	1350 kg
	4000 cm ³ - 4500 cm ³	120 L	1410 kg
	4500 cm ³ - 5200 cm ³	120 L	1470 kg
GT PRO	up to 3500 cm ³	80 L	920 kg
	up to 3500 cm ³	100 L	1060 kg
	3500 cm ³ or more	120 L	1210 kg
	FIA GT3 cars	120 L	Table 5.3

- 6.2. Weighing procedure (BMW 325 CUP, DIESEL, A2000, A3000, A3000+, GT AM). Minimum weight is the weight of the car with driver, driver's equipment, all operating fluids and a minimum 3 litres of fuel in the tank.
- 6.3. Weighing procedure (GT PRO and PORSCHE 991). Minimum weight is the weight of the car without driver, driver's equipment and without fuel in the tank.
- 6.4. Prior to the weighing, it is forbidden to add any objects or any liquids (including fuel) to the car.
- 6.5. It is permitted to complete the weight of the car by one or several ballasts provided that they are strong and unitary blocks, fixed by means of tools with the possibility to fix seals, placed on the floor of the cockpit.
- 6.6. A weighing error of $\pm 0,25\%$ is applied.

7. BODYWORK

7.1. Body shell.

- 7.1.1. The exterior of the bodywork of the base model should be maintained and recognizable.
- 7.1.2. Body shell must be original but may be modified in accordance with the requirements in this paragraph.
- 7.1.3. Parts and brackets (rear seat, spare wheel, wiring harnesses brackets, etc.), whose function is not associated with the stiffening of the body shell and which do not engage parts of body shell, can be removed.
- 7.1.4. Firewall and the floor – must be original but may be modified, but only where necessary for the installation of the seats, the exhaust system, engine and transmission units or suspension mounting. The area to be modified cannot be larger than necessary for the installation of the above mentioned parts. These modifications are permitted only if the material and material thickness used is the same as the original part.
- 7.1.5. Spare wheel housing - FREE. If housing is cut off, the opening must be covered (welded, riveted, glued) with the sheet of metal or composite material (min thickness 1,0 mm).
- 7.1.6. Roof panel (including transverse member) - original or can be made of composite materials (except transverse member). In the case of a sunroof, the opening must be covered (welded, riveted, glued) with the same material (same material thickness) as the original or with a 2,0 mm thickness aluminium sheet. It is allowed (recommended) to cut-off or grind-off the inner edges of the sunroof opening to reduce the possibility of the injury.
- 7.1.7. Ventilation openings, diffusers on the roof panel may be installed, with the condition that their design protects against the direct access of any objects or water to the interior of the car.
- 7.1.8. Reinforcement of the body shell is permitted.
- 7.1.9. Welding of the original body shell joints is permitted.
- 7.1.10. Additional hinges, threads, and fitting are permitted.

7.2. Doors, engine bonnet and boot lid, bumpers, front fenders, grills.

- 7.2.1. Front doors - original. These doors can be modified by dismantling the safety bar or can be made of composite materials. In the case of modified or composite doors, a crash box or safety foam (according to section 7.2.2) must be fitted in the driver's door (or between roll cage and door).
- 7.2.2. Crash box - must be made of non-combustible composite materials (minimum panel composition must comply with FIA J art 255 - 14) or made of the foam (see FIA Technical list No. 58). The panel must cover the plane from the bottom of the door to the upper edge of the roll cage side bars.

- 7.2.3. Front door window lifters - serial. May be electrical or mechanical and must operate (open / close) the serial windows. If case of plastic windows (according to section 7.3.5), window lifters can be removed.
- 7.2.4. The inner panel of the front doors - original (can be modified) or can be made of:
 - A sheet of metal (min thickness 0,5 mm);
 - A sheet of carbon fibre (min thickness 1,0 mm);
 - Other non-combustible materials (min thickness 2,0 mm).
- 7.2.5. Rear doors - original (may be modified) or made of composite materials.
- 7.2.6. Rear door window lifters- FREE.
- 7.2.7. Inner panel of the rear doors - FREE.
- 7.2.8. Front doors must be openable from both inside and outside of the car.
- 7.2.9. Engine bonnet and boot lid - original (may be modified), or made of composite materials, or aluminium (minimum thickness 1,0 mm).
- 7.2.10. Original engine bonnet lock - must be rendered inoperative or removed.
- 7.2.11. Safety pins - mandatory at least two for each engine bonnet and boot lid.
- 7.2.12. Front and rear bumpers - compulsory.
- 7.2.13. Front and rear bumper cross beams - FREE.
- 7.2.14. Front fenders - original (may be modified), or made of the composite materials, or aluminium (min thickness 1,0 mm).
- 7.2.15. Front grilles – compulsory.
- 7.2.16. Other external decorative parts - FREE.

7.3. Windows, wipers, washers.

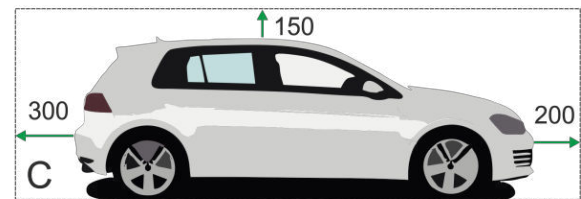
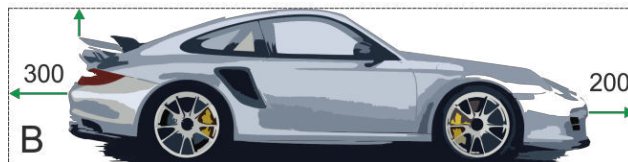
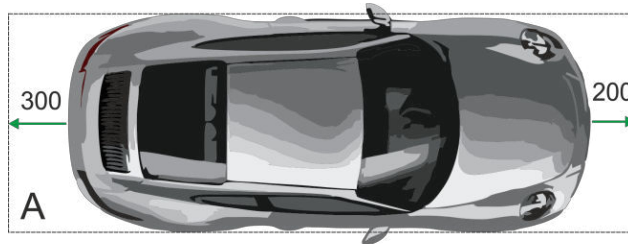
- 7.3.1. Windscreen can be original (can be heated) or made of polycarbonate plastic with a minimum thickness of 5,0 mm and an outer surface treated to be wear resistant. It may be fitted with one or several transparent and colourless films on its outer surface.
- 7.3.2. It is allowed to use sun strip (max height in the centre - 250 mm) on the upper edge of the windscreen, on condition that it does not prevent the driver from seeing the signals and signs of the judges.
- 7.3.3. Windscreen wipers - FREE, but at least one active wiper is required.
- 7.3.4. Windscreen washer system - FREE.
- 7.3.5. Side windows - original (covered with a colourless protective film in accordance with FIA J art 253 - 11) or may be replaced with transparent polycarbonate plastic (min thickness 3,0 mm). In case of the plastic glazing in the front doors, windows must be fitted in such a way that they can be removed without the help of tools. Example: windows may be placed in the original upper girth of the door and mounted on the bottom with brackets, rivets, bolts. The attachment of other side windows (including windows of front doors made of composite doors) is free.
- 7.3.6. The rear window can be original or made of polycarbonate plastic with a minimum thickness of 3,0 mm. The attachment of the rear window is free.
- 7.3.7. Rear window wiper - FREE.
- 7.3.8. Rear window washer system - FREE.
- 7.3.9. Window vents - for safety reasons, it is recommended to install air vents in the plastic windows of the both front doors. The shape of the vent opening is free (recommended minimum size of 90 cm²). Air vents can also be installed in the spaces between the upper edge of the rear door frame and the window. For TCR cars – it is allowed to make additional air cooling for the interior.
- 7.3.10. Tinting of the windows (including the silver film) is prohibited.
- 7.3.11. Due to ventilation it's allowed to open the front windows by 1/5 of the opening during the race.

7.4. Rear view mirrors.

- 7.4.1. Side view mirrors must be fitted on both sides of the car. The reflecting surface of each mirror can not be less than 90 cm².
- 7.4.2. An inside rear view mirror - compulsory, except for cars with the originally closed visibility through the rear window.

7.5. Aerodynamic elements and under guards.

- 7.5.1. Aerodynamic elements – FREE, but must be situated within the perimeters marked in the picture 1. A – for all cars, B – for coupe, sedan, cabrio, C – for hatchback, wagon.



- 7.5.2. Aerodynamic elements may only be adjusted with the help of the tools.

- 7.5.3. Under guards - FREE.

7.6. Interior.

- 7.6.1. Main condition - the cockpit of the car must have no open cavities with sharp, protruding edges that could injure the driver during an accident.
- 7.6.2. If any of the following - fuel tank, liquid-filled battery, fuel pumps, liquid (oil) tanks (except for water and window wash tanks) – are installed in the luggage compartment, a non-flammable, fluid tight firewall separating the cockpit from the luggage compartment must be installed.
- 7.6.3. Instrument panel - serial (may be modified) or made in the form of the serial panel from other materials.
- 7.6.4. Supplementary instruments (gauges, meters, sensors) - FREE, however, it is prohibited to install mechanical instruments for engine lubrication and cooling system according to paragraph 16.
- 7.6.5. Horn - FREE.
- 7.6.6. Onboard cameras and radio – allowed, but must be securely fixed either on the roll cage, or on the part of body shell.
- 7.6.7. Other interior parts - FREE.

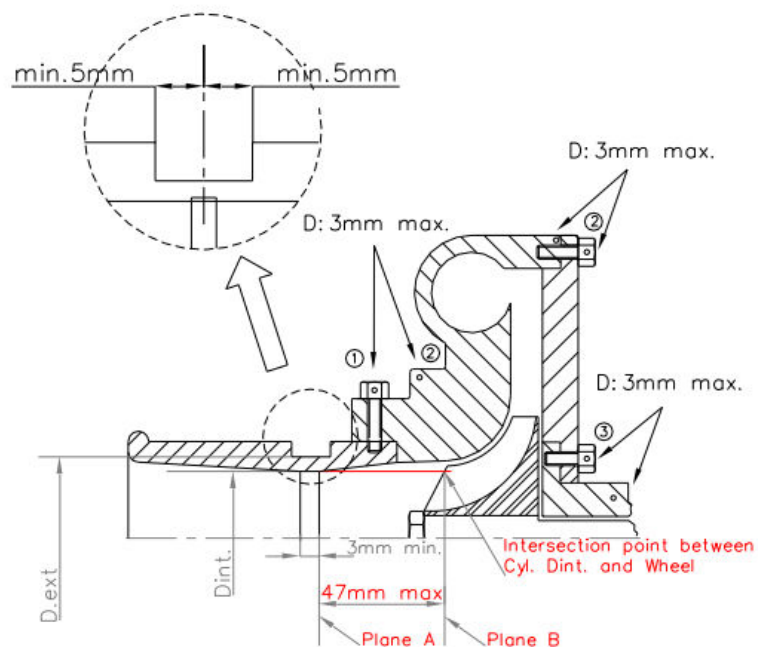
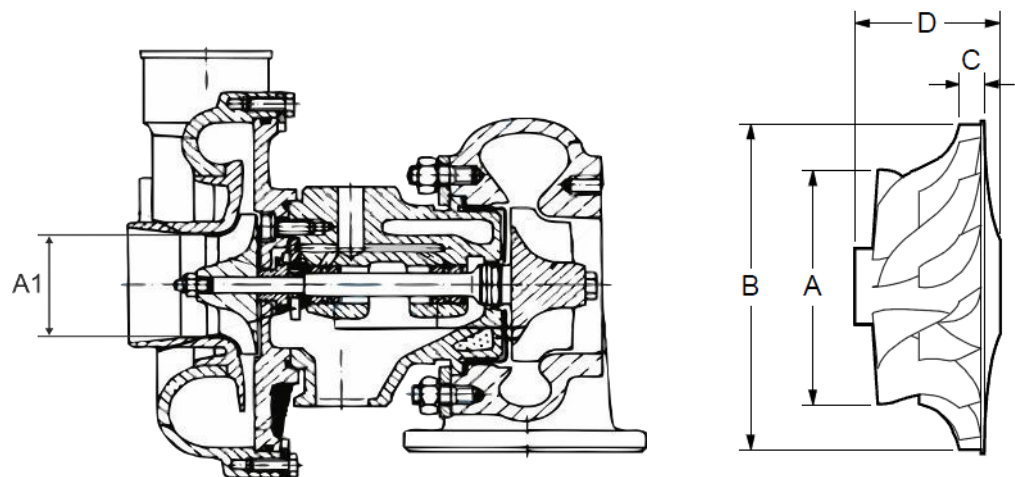
7.7. Towing eyes.

- 7.7.1. Towing eyes - must be fitted to the front and rear of the vehicle.
- 7.7.2. Towing eyes must be clearly visible (coloured yellow, red or orange) or (and) clearly marked.

7.8. Air jacks or similar car lifting systems – allowed.

8. ENGINE

- 8.1. Only internal combustion engines are permitted.
- 8.2. Motorcycle engines are prohibited, even if they were serially fitted into a model of a production car.
- 8.3. Cylinder block - serial (can be modified). Example: the MITSUBISHI cylinder block can be mounted on the BMW body.
- 8.4. Cylinder diameter and piston stroke can be changed.
- 8.5. Due to engine repairs (original repair piston sizes) it is allowed to exceed the original geometric engine capacity limit by up to 2%. In such cases, the original geometric capacity is deemed to have not changed and this does not cause the car to be moved to another class or (and) weight category.
- 8.6. Crankshaft - FREE, but the number and type of the bearings must be retained.
- 8.7. Conrods and pistons (including rings and pins) - FREE.
- 8.8. Crankshaft main and conrod bearing shells - FREE.
- 8.9. Flywheel and pulleys - FREE.
- 8.10. Cylinder head - FREE, but original layout of the camshaft(-s) and number of the valves must be retained.
- 8.11. Valves and springs - FREE.
- 8.12. Valve drive (rocker arms, tappets) - FREE.
- 8.13. Camshaft(-s) - FREE.
- 8.14. Camshaft sprocket gear(-s), pulleys, variable phase regulators - FREE.
- 8.15. Camshaft drive (chains, belts, tensioners, sliders) - FREE.
- 8.16. Cylinder head gasket and screws - FREE.
- 8.17. Engine mounting - FREE.
- 8.18. Lubrication system - FREE, but its components must not be fitted in the cockpit.
- 8.19. Cooling system - FREE, but its components, with the exception of interior heating, must not be fitted in the cockpit. It is permitted to remove or modify the heating system, however it is necessary to ensure protection against fogging of the windscreen.
- 8.20. Engine fuel - air supply system.
 - 8.20.1. Only air may be mixed with the fuel as an oxidant.
 - 8.20.2. Air inlet must not be placed in the cockpit.
 - 8.20.3. Air filter box (with diffusers) - FREE.
 - 8.20.4. Air filter - FREE.
 - 8.20.5. Air intake lines (pipes, hoses) - FREE.
 - 8.20.6. Throttle body (valve) - FREE.
 - 8.20.7. Intake manifold - FREE.
 - 8.20.8. Turbocharger(-s) and (or) compressor(-s) - FREE.
 - 8.20.9. The intake air restrictor is compulsory for:
 - Turbocharged petrol engines in class A3000. Max internal diameter – 32 mm;
 - Turbocharged petrol engines in classes A3000+ and GT AM, including turbocharged diesel engines in class DIESEL, on which compressor impeller diameter A is bigger than 48 mm or internal diameter of intake channel A1 is bigger than 50 mm (tolerance of +1.0 mm is accepted). Max internal restrictor diameter – 50 mm;
 - All air flow sucked into the engine (including flow sucked through the idle valve) must pass restrictor which must be mounted on the compressor housing according to FIA J art 255 – 5.1.8.3.



- 8.20.10. Intercooler - FREE. Water spray cooling is allowed.
- 8.20.11. Injectors - FREE.
- 8.20.12. Carburettors – FREE.
- 8.20.13. Fuel circuit and filters - FREE. Installation according paragraph 16. Use of automatic cut-off valve on the fuel circuit is recommended. Installation according FIA J 253 - 3.3.
- 8.20.14. Fuel pump(-s) - FREE. Fuel pump(-s) must operate when the engine is running, except during the starting process.
- 8.20.15. Fuel tank(-s) - original or (and) FIA homologated fuel tank FT3 1999, FT3.5 or FT5 (an extension of the homologation 2 years for soft tanks and 5 years for solid tanks, without approval of the manufacturer, is allowed). Installation according to FIA J art 252 - 9.6 and FIA J art 253 - 14. Max two tanks, not exceeding a sum capacity from 80 up to 120 litres (+5% tolerance permitted) may be used (according to table 6.1).
- 8.20.16. Fuel tank ventilation system and roll-over valves - original. If the original ventilation system is dismantled, the new system and parts must comply with FIA J art 253 - 3.4.

- 8.20.17. The fuel filler neck or (and) homologated fuel filler connectors must not extend beyond the outer perimeter of the bodywork. Installation according to FIA J art 253 – 14.2.
- 8.20.18. Liquefied or natural gas tanks (cylinders) - prohibited.
- 8.20.19. Fuel - FREE.
- 8.21. Exhaust system.
- 8.21.1. All engine exhaust gases must enter the main exhaust pipe and exit it at the end of pipe.
- 8.21.2. The end (exit) of the exhaust pipe must be situated within the perimeter of the car and less than 100 mm from this perimeter, in the rear or on the side of the car, behind the front wheel. No parts of the chassis should be used to evacuate exhaust gasses.
- 8.21.3. Exhaust manifold - FREE.
- 8.21.4. Other parts of the exhaust system - FREE.
- 8.21.5. Maximum noise level: 108 dB (A) at 6000 RPM. This measurement will be taken at a distance of 0,5 m and at a 45 degree angle to the point of exit of the exhaust.
- 8.22. Ignition system - FREE.
- 8.23. Engine ventilation system – FREE. In case of an open type sump breather, the system must be equipped in such a way, that the oil flows into the catch tank, with a minimum capacity of 2,0 litres. It is recommended to follow the requirements of FIA J art 255 – 5.1.14.
- 8.24. Engine management.
- 8.24.1. Engine control unit (ECU) and software - FREE.
- 8.24.2. Engine wiring harness - FREE.
- 8.24.3. Additional sensors are allowed.
- 8.25. Other engine parts and systems - FREE.

9. TRANSMISSION

- 9.1. The conversion from two wheel drive to four wheel drive and vice versa is allowed, even if these gear types were not provided for in the base model.
- 9.2. Clutch - FREE.
- 9.3. Clutch drive (pedal, master and slave cylinders) - FREE.
- 9.4. Clutch fluid lines may be replaced by aviation type tubes or hoses. It is permitted to run these lines inside the cockpit according to paragraph 16.
- 9.5. Gear box - FREE. For TCR cars – it is allowed to make additional air cooling for the gear box.
- 9.6. Position and orientation of the gearbox - FREE.
- 9.7. Gear ratios - FREE.
- 9.8. Reverse gear - mandatory.
- 9.9. Gear change system - FREE.
- 9.10. Central differential (including management) - FREE.
- 9.11. Propshafts (including CV joints) - FREE.
- 9.12. Driveshafts (including CV joints) - FREE.
- 9.13. Differential - FREE.
- 9.14. Limited slip differential systems - FREE.
- 9.15. Other transmission parts - FREE.

10. BRAKING SYSTEM

- 10.1. Double circuit brake system operated with one pedal - compulsory. The pedal must normally control all wheels, but in the event of any type of brake failure, the pedal must brake at least two wheels.
- 10.2. Brake pedal and drive - FREE, but parts must be made of metal.
- 10.3. Brake light switch - compulsory with retained function.
- 10.4. Master cylinder(-s) (including fluid tank) - FREE.
- 10.5. Brake booster - FREE.
- 10.6. Anti-lock braking system - FREE.
- 10.7. Brake callipers - FREE.
- 10.8. Brake discs - FREE.
- 10.9. Brake pads - FREE.
- 10.10. Hand brake - FREE.
- 10.11. Brake balance adjuster - FREE.
- 10.12. Brake lines may be replaced by aviation type tubes or hoses. It is permitted to run these lines inside the cockpit according to paragraph 16.
- 10.13. Brake cooling – FREE. For TCR cars – it is allowed to make additional air cooling for the brakes.
- 10.14. Other parts of the braking system - FREE.

11. STEERING

- 11.1. If the series production car model has an all wheel steering system, it can remain, but can not be modified.
- 11.2. Steering wheel - FREE.
- 11.3. Steering wheel quick release system - recommended.
- 11.4. Steering drive (shafts and their hinges) - FREE.
- 11.5. Steering wheel lock - must be an inoperative or removed.
- 11.6. Steering wheel position adjuster. The steering wheel position can only be adjusted with the help of tools.
- 11.7. Steering rack - FREE.
- 11.8. Steering rods (including ends) - FREE but must not be made of composite materials.
- 11.9. Power steering (pump, motor, gear and fluid lines) - FREE.
- 11.10. Other parts of the steering system - FREE.

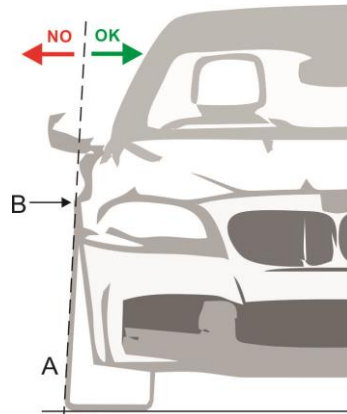
12. SUSPENSION

- 12.1. The operating principle of the suspensions - FREE.
- 12.2. Wheelbase - FREE.
- 12.3. Springs (leaf springs, torsion bars) - FREE.
- 12.4. Spring supports - FREE.
- 12.5. Shock absorbers - FREE, however systems allowing adjustment of the shock absorbers during the driving are prohibited.
- 12.6. Shock absorber (spring) top mounts (bearings) - FREE.
- 12.7. Uprights (including bearings, hubs) - FREE.
- 12.8. Wishbones, trailing arms - FREE, but must not be made of composite materials.
- 12.9. Anti-roll bars (sway bars) and their connections with the suspension - FREE.
- 12.10. Suspension joints (bushes, bearings) - FREE.
- 12.11. Crossmembers - FREE, but modifications must not cause structural weakness.
- 12.12. Suspension mounting points - FREE, however, the modification must not cause structural weakness.
- 12.13. Other parts of the suspension - FREE, but they must not be made of composite materials.

- 12.14. Ground clearance. No part of the car must touch the ground when tyres on one side are deflated. This test must be carried out on a flat surface under race conditions with driver onboard.

13. WHEELS

- 13.1. Fenders (bodywork) must completely cover the wheels from the top. With the wheels straight (with no damages to suspension) the projection line „A“, lined with the side of the wheel, must cut through or touch the fender at the point „B“.



- 13.2. Wheel fasteners. Serial fastening with bolts can be replaced by fastening with studs and nuts or axel fastening with one nut.
- 13.3. Rims. Spacers between the rim and wheel hub – authorised.
- 13.4. Tyres – according to „BEC 6h“ regulations.
- 13.5. The number of tyres – according to „BEC 6h“ regulations.
- 13.6. Any heating (with a help of electrical or fuel power) or chemical treatment of the tyres is prohibited.

14. LIGHTING AND ELECTRICAL EQUIPMENT

- 14.1. External lighting must be original or other lights can be fitted if they meet the following minimum requirements:
- One pair of front (low beam) lights (55W or equivalent LED);
 - One pair of red rear lights (10W or equivalent LED);
 - One pair of red brake lights (21W or equivalent LED);
 - Two pairs of indicator lights – one pair in the front, one - in the rear (21W or equivalent LED);
 - Max two pairs of the front additional lights may be used;
 - Recognition lights may be installed (max 5W or equivalent LED).
- 14.2. Alternator - FREE.
- 14.3. Starter - FREE.
- 14.4. Battery - FREE. If battery is moved from its original location, it must be installed according to FIA J art 255 - 5.8.3. Battery in the cockpit must be dry type battery and it must be installed behind the line of the driver seat.
- 14.5. Wiring harness - free, but must be installed according to paragraph 16.
- 14.6. Other lighting and electrical equipment - FREE.

15. GENERAL CIRCUIT BREAKER

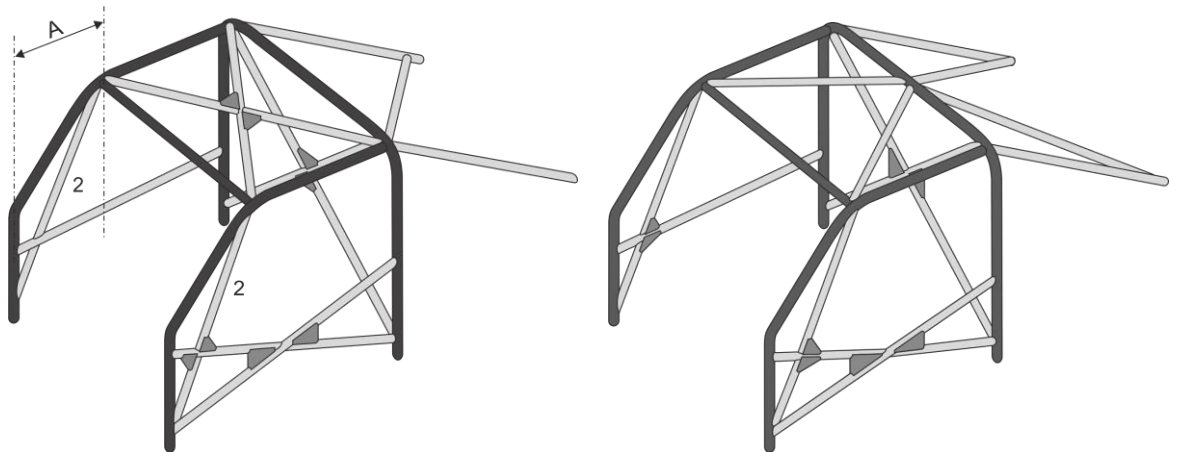
- 15.1. The general circuit breaker – compulsory. It must cut out all electrical circuits from the battery and switch of the engine. Installation and use according to FIA J art 253 - 13.

16. LINES (HOSES, PIPES) AND ELECTRICAL CIRCUITS

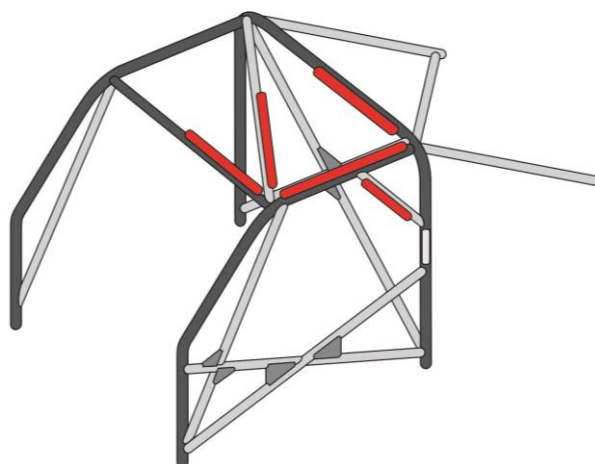
- 16.1. Obligatory application if the series fitting is not retained.
- 16.2. Oil, fuel, and hydraulic lines must be protected externally against any risk of deterioration (stones, corrosion, mechanical breakage, etc) and internally against any risk of fire and deterioration.
- 16.3. Any lines containing cooling water (fluid) or lubricating oil must be outside the cockpit.
- 16.4. Lines containing fuel or hydraulic fluid may pass through the cockpit, but without any connectors inside the cockpit, except on the front and rear bulkheads and on the braking and clutch circuits.
- 16.5. In case of flexible lines, threaded, crimped, or self-sealing connectors and an outer braid resistant to abrasion and fire must be used.
- 16.6. In places where lines or wires pass through firewalls, the edges of the holes must be covered with protective materials.
- 16.7. No lines or wiring, no cables or lines of the fire extinguishing system may pass between the bodywork and outer perimeter of the roll cage.
- 16.8. Additional information FIA J art 253 - 3.

17. SAFETY CAGE

- 17.1. The fitting of the safety cages is compulsory. It may be either:
- Homologated (certified) by FIA or ASN. The homologation form or safety cage certificate must be present at every race event;
 - Fabricated in compliance with the requirements of the FIA J art 253.8 (2020). The national safety cage certificate must be present at every race event.
- 17.2. Minimum safety cage structure (for cages built after 31.12.2020):



- 17.3. Places (marked red in picture), where the driver's helmet can come into contact with the safety cage during an accident, must be covered with a padding in accordance with FIA 8857-2001 standard. Padding must be fixed tightly to the safety cage bar, with no possibility to move it or to turn it on the radius of the bar.



18. SAFETY HARNESS, SEATS, WINDOW NET AND DRIVERS EQUIPMENT

- 18.1. Safety harness. Six point, mechanically or (and) chemically undamaged safety harnesses in compliance with FIA 8853/98, 8853-2016 standards must be used. Installation and use according to FIA J art 253 -6.2/6.3. No homologation extensions allowed. Elastic devices attached to shoulder straps are prohibited.
- 18.2. Belt cutter - compulsory. It must be easily accessible for the driver when seated with his harnesses fastened.
- 18.3. Seat. Mechanically or (and) chemically undamaged seat in compliance with FIA 8855-1999, 8862-2009 standards must be used. Installation and use according to FIA J art 253 - 16. Homologation extension of 2 years, without approval of the manufacturer, allowed.
- 18.4. Window net – mandatory. Installation and use according to FIA J art 253 – 11. The use of hand straps instead of a net is authorized. The installation and use of this equipment must ensure the protection of driver's hands.
- 18.5. Drivers equipment. Clothing (overalls, shirt, trousers, socks, balaclava, shoes, gloves) in compliance with FIA 8856-2000 standard must be used.
- 18.6. Helmet. Helmet in compliance with FIA 8858-2002, 8858-2010, 8860-2004, 8860-2010, 8859-2015, 8860-2018 standards must be used. Any additional equipment (cameras, camera-holders) that are not provided by the manufacturer - prohibited.
- 18.7. Head restraint systems (HANS, HYBRID). Head restraint systems in compliance with FIA 8858-2002, 8858-2010 standards must be used.

19. FIRE EXTINGUISHING EQUIPMENT

- 19.1. Fire extinguishing systems - recommended. Installation according to FIA J 253 - 7.2.
- 19.2. Manual fire extinguisher – mandatory (min 2,0 kg), if no fire extinguishing system installed in the car. Manual fire extinguisher must be easily accessible for the driver. Installation according to FIA J art 253- 7.3.

20. TRANSPONDER

- 20.1. Every team has to buy or rent X2 Transponder Car Direct Power device. More information available: +370 (620) 70 723 or info@timingteam.lt